

Basic Bible Survey One

Old Testament

**AMES BIBLE COLLEGE &
HARVESTIME INTERNATIONAL INSTITUTE**

This course is part of the **Harvestime International Institute**, a program designed to equip believers for effective spiritual harvest.

The basic theme of the training is to teach what Jesus taught, that which took men who were fishermen, tax collectors, etc., and changed them into reproductive Christians who reached their world with the Gospel in a demonstration of power.

This manual is a single course in one of several modules of curriculum which moves believers from visualizing through deputizing, multiplying, organizing, and mobilizing to achieve the goal of evangelizing.

For further information on additional courses write:

Harvestime International Institute
3092 Sultana Dr.
Madera, California 93637
U.S.A.

TABLE OF CONTENTS

How To Use This Manual	I
Suggestions For Group Study	II
Course Introduction	1
Course Objectives	2

INTRODUCTION TO THE BIBLE

1. Introducing the Bible	3
2. The Books of the Bible	15
3. Versions of the Bible	35
4. An Introduction To Outlining	41

THE OLD TESTAMENT

<u>Introduction To The Books Of Law</u>	46
5. Genesis	47
6. Exodus	52
7. Leviticus	59
8. Numbers	64
9. Deuteronomy	69
<u>Introduction To The Books Of History</u>	73
10. Joshua	74
11. Judges	78
12. Ruth	84
13. I and II Samuel	88
14. I and II Kings	93
15. I and II Chronicles	99
16. Ezra	103
17. Nehemiah	107
18. Esther	112

<u>Introduction To The Books Of Poetry</u>	117
19. Job	118
20. Psalms	123
21. Proverbs	129
22. Ecclesiastes	133
23. Song of Solomon	137
<u>Introduction To The Books Of Prophecy</u>	141
24. Isaiah	144
25. Jeremiah	149
26. Lamentations	153
27. Ezekiel	157
28. Daniel	161
29. Hosea	167
30. Joel	171
31. Amos	175
32. Obadiah	179
33. Jonah	183
34. Micah	187
35. Nahum	191
36. Habakkuk	195
37. Zephaniah	199
38. Haggai	203
39. Zechariah	207
40. Malachi	212
Answers To Self-Tests	216
Final Examination Answer Sheets	231
Final Examination	233
Answers To the Final Examination	241

HOW TO USE THIS MANUAL

MANUAL FORMAT

Each lesson consists of:

Objectives: These are the goals you should achieve by studying the chapter. Read them before starting the lesson.

Key Verse: This verse emphasizes the main concept of the chapter. Memorize it.

Chapter Content: Study each section. Use your Bible to look up any references not printed in the manual.

Self-Test: Take this test after you finish studying the chapter. Try to answer the questions without using your Bible or this manual. When you have concluded the Self-Test, check your answers in the answer section provided at the end of the book.

For Further Study: This section will help you continue your study of the Word of God, improve your study skills, and apply what you have learned to your life and ministry.

Final Examination: If you are enrolled in this course for credit, you received a final examination along with this course. Upon conclusion of this course, you should complete this examination and return it for grading as instructed.

ADDITIONAL MATERIALS NEEDED

You will need a King James version of the Bible.

SUGGESTIONS FOR GROUP STUDY

FIRST MEETING

Opening: Open with prayer and introductions. Get acquainted and register the students.

Establish Group Procedures: Determine who will lead the meetings, the time, place, and dates for the sessions.

Praise And Worship: Invite the presence of the Holy Spirit into your training session.

Distribute Manuals To Students: Introduce the manual title, format, and course objectives provided in the first few pages of the manual.

Make The First Assignment: Students will read the chapters assigned and take the Self-Tests prior to the next meeting. The number of chapters you cover per meeting will depend on chapter length, content, and the abilities of your group.

SECOND AND FOLLOWING MEETINGS

Opening: Pray. Welcome and register any new students and give them a manual. Take attendance. Have a time of praise and worship.

Review: Present a brief summary of what you studied at the last meeting.

Lesson: Discuss each section of the chapter using the **HEADINGS IN CAPITAL BOLD FACED LETTERS** as a teaching outline. Ask students for questions or comments on what they have studied. Apply the lesson to the lives and ministries of your students.

Self-Test: Review the Self-Tests students have completed. (Note: If you do not want the students to have access to the answers to the Self-Tests, you may remove the answer pages from the back of each manual.)

For Further Study: You may do these projects on a group or individual basis.

Final Examination: If your group is enrolled in this course for credit, you received a final examination with this course. Reproduce a copy for each student and administer the exam upon conclusion of this course.

Module: Deputizing
Course: Basic Bible Survey I

COURSE INTRODUCTION

The many references to the Old Testament by Jesus during His earthly ministry illustrate the importance He placed on knowing the content of the Scriptures. Because Jesus stressed the importance of God's Word to the men He trained, Harvestime International Institute presents "*Basic Bible Survey*" as part of its training program to equip men and women to reach their nations with God's message.

"*Basic Bible Survey*" introduces the Bible and discusses its translations and various versions. It presents an overview of Biblical history, geography, and life in Bible times. The course provides an outline for each book of the Bible and teaches outlining skills for expanding these basic outlines into more detailed studies of God's Word.

Information presented on each Bible book includes the author, the people to whom the book was written, the purpose of the book, the key verse, a list of main characters, and an outline of the content. A life and ministry principle is also stated for each book. These principles are basic truths vital to Christian maturity and ministry, which you should seek to incorporate into your own life. Helpful charts, maps, and time lines summarizing important facts in condensed form are also included in this course.

The course is divided into two parts:

Part One: Provides introductory material on the Bible and outlines for the books of the Old Testament.

Part Two: Provides outlines for the books of the New Testament.

"*Basic Bible Survey*" is a companion course of "*Creative Bible Study Methods*" which teaches various ways to study the Bible. Both courses are designed to enrich your personal study of God's Word.*

* Since each Harvestime International Institute course is designed to be complete in itself, it was necessary to repeat some introductory material from "*Creative Bible Study Methods*." Three of the introductory chapters are similar in both courses.

COURSE OBJECTIVES

Upon completion of this course you will be able to:

- Identify basic divisions of the Bible.
- Explain the difference between versions, translations, and paraphrased editions of the Bible.
- Describe everyday life in Bible times.
- Summarize the chronology of the Bible.
- Create and expand outlines.
- For each book in the Bible state the following:
 - Author
 - To whom the book was written
 - When it was written
 - Purpose of the book
 - Key Verse
 - Life and Ministry Principle
- Continue with a more detailed study of God's Word upon completion of this course.

PART ONE: INTRODUCTION TO THE BIBLE

CHAPTER ONE

INTRODUCING THE BIBLE

OBJECTIVES:

Upon completion of this chapter you will be able to:

- Write the Key Verse from memory.
- Define the word "Bible."
- Define the word "Scripture."
- Explain the origin of the Bible.
- Identify the major purposes of the Bible.
- Identify the Old and New Testaments as the two major divisions of the Bible.
- Name the four divisions of Old Testament books.
- Name the four divisions of New Testament books.
- Explain what is meant by the "unity and diversity" of the Bible.
- Identify the person upon whom the revelation of both testaments center.

KEY VERSES:

All Scripture is given by inspiration of God, and is profitable for doctrine, for reproof, for correction, for instruction in righteousness:

That the man of God may be perfect, thoroughly furnished unto all good works. (II Timothy 3:16-17)

INTRODUCTION

This chapter introduces the Bible which is the written Word of the one true God. The word "Bible" means "the books." The Bible is one volume which consists of 66 separate books.

The word "Scripture" is also used to refer to God's Word. This word comes from a Latin word which means "writing." When the word "Scripture" is used with a capital "S" it means the sacred writings of the one true God. The word "Bible" is not used in the Bible. It is a word selected by men as a title for all of God's Words.

ORIGIN OF THE BIBLE

The Bible is the written Word of God. He inspired the words in the Bible and used approximately 40 different men to write down His words. These men wrote over a period of 1,500 years. The perfect agreement of these writers is one proof that they were all guided by a single author. That author was God.

Some of the writers wrote down exactly what God said:

Take thee a roll of a book, and write therein all the words that I have spoken unto thee against Israel . . . (Jeremiah 36:2)

Other writers wrote what they experienced or what God revealed concerning the future:

Write the things which thou hast seen, and the things which are, and the things which shall be hereafter. (Revelation 1:19)

All of the writers wrote under God's inspiration the words of His message for us.

THE PURPOSE OF THE BIBLE

The Bible itself records its main purpose:

All Scripture is given by inspiration of God, and is profitable for doctrine, for reproof, for correction, for instruction in righteousness:

That the man of God may be perfect thoroughly furnished unto all good works. (II Timothy 3:16-17)

The Scriptures are to be used to teach doctrine, to reprove and correct from evil, and to teach righteousness. They will help you live right and equip you to work for God.

MAJOR DIVISIONS

The Bible is divided into two major sections called the Old Testament and the New Testament. The word "testament" means covenant. A covenant is an agreement. The Old Testament records God's original covenant or agreement with man. The New Testament records the new covenant made by God through His Son, Jesus Christ.

What was the subject of these two agreements? They both concerned restoring sinful man to right relationship with God. God made a law that sin can only be forgiven through the shedding of blood:

. . . without shedding of blood is no remission (forgiveness). (Hebrews 9:22)

Under God's agreement in the Old Testament, blood sacrifices of animals were made by man to obtain forgiveness for sin. This was a symbol of the blood sacrifice Jesus Christ would provide under the new agreement with God. Through the birth, life, death, and resurrection of Jesus, a final sacrifice for sin was made:

But Christ being come an high priest of good things to come, by a greater and more perfect tabernacle, not made with hands, that is to say, not of this building;

Neither by the blood of goats and calves, but by His own blood he entered in once into the holy place, having obtained eternal redemption for us.

For if the blood of bulls and of goats, and the ashes of an heifer sprinkling the unclean, sanctifieth to the purifying of the flesh:

How much more shall the blood of Christ who through the eternal Spirit offered Himself without spot to God, purge your conscience from dead works to serve the living God?

**And for this cause He is the mediator of the new testament, that by means of death, for the redemption the transgressions that were under the first testament, they which are called might receive the promise of eternal inheritance.
(Hebrews 9:11-15)**

Both testaments are the Word of God and we must study both in order to understand God's message. The terms "old" and "new" testaments are used to distinguish between God's agreement with man before and after the death of Jesus Christ. We do not disregard the Old Testament simply because it is called "old."

FURTHER DIVISIONS

The Bible is further divided into 66 books. The Old Testament has 39 books. The New Testament contains 27 books. Each book is divided into chapters and verses. Although the content of each book is the Word of God, the division into chapters and verses was done by man in order to make it easy to locate specific passages. It would be very difficult to find a passage if the books were all one long paragraph.

Here is a simple diagram that shows the basic divisions of the Bible:

THE BIBLE

Old Testament	New Testament
39 Books	27 Books

UNITY OF THE BIBLE

When we speak of the unity of the Bible, we mean two things:

ONE: THE BIBLE IS UNITED IN CONTENT:

Even though many writers wrote the Bible over many years, there are no contradictions. One author does not contradict any of the others.

The Bible includes discussions of hundreds of controversial subjects. (A controversial subject is one that creates different opinions when mentioned). Yet the writers of the Bible spoke on such subjects with harmony from the first book of Genesis through the last book of Revelation. This was possible because there was really only one author: God. The writers only recorded the message under His direction and inspiration. For this reason, the content of the Bible is united.

TWO: THE BIBLE IS UNITED IN THEME:

Some people think the Bible is a collection of 66 separate books on different subjects. They do not realize that the Bible is united by a major theme. From beginning to end, the Bible reveals God's special purpose, which is summarized in the book of Ephesians:

Having made known unto us the mystery of His will, according His good pleasure which He hath purposed in Himself;

That in the dispensation of the fullness of times He might gather together in one all things in Christ, both which are in heaven, and which are on earth; even in Him;

In whom also we have obtained an inheritance, being predestinated according to the purpose of Him who worketh all things after the counsel of His own will. (Ephesians 1:9-11)

The Bible reveals the mystery of God's plan, which is the unifying theme of the Bible. It is the

revelation of Jesus Christ as the Savior of sinful mankind. Jesus explained how the Old Testament centered on Him:

And He said unto them, These are the words which I spake unto you while I was yet with you, that all things must be fulfilled, which were written in the law of Moses, and in the prophets, and in the psalms concerning me. (Luke 24:44)

With this introduction, Jesus continued and . . .

. . . opened He their understanding that they might understand the scriptures. (Luke 24:45)

What was the key Jesus gave them to understanding the Scriptures? The fact that its major theme focused on Him:

. . . Thus it is written, and thus it behooved Christ to suffer, and to rise from the dead the third day;

And that repentance and remission of sins should be preached in His name among all nations, beginning at Jerusalem. And Ye are witnesses of these things. (Luke 24:46-48)

The Old and New Testaments both tell the story of Jesus. The Old Testament prepares us for its happening and the New Testament tells how it happened. This unites the Bible in one major theme. The people who looked forward to Jesus under the Old Testament were saved from their sins through faith in God's promise. Everyone who looks back to it as having been fulfilled in Jesus Christ is saved in the same way: Through faith that it happened just as God promised.

DIVERSITY OF THE BIBLE

When we speak of the "diversity" of the Bible we mean that the Bible has variety. It records different ways in which God dealt with people and the different ways in which they responded to Him.

The Bible is written in different moods. Some portions express joy while others reflect sorrow. The Bible includes different types of writing. It contains history, poetry, prophecy, letters, adventure, parables, miracles, and love stories. Because of its variety, the Bible has been further divided into major groups of books.

OLD TESTAMENT DIVISIONS

The books of the Old Testament are divided into four major groups: Law, history, poetry and prophecy.

THE BOOKS OF THE LAW:

There are five books of law. The names of these books are:

Genesis
Exodus
Leviticus
Numbers
Deuteronomy

These books record the creation of man and the world by God and the early history of man. They tell how God raised up the nation of Israel as a people through which He could reveal Himself to the nations of the world.

These books record the laws of God. The best-known parts are the Ten Commandments (Exodus 20:3-17), the greatest of all commandments (Deuteronomy 6:5), and the second greatest commandment (Leviticus 19:18).

Open your Bible and locate the books of Law in the Old Testament. Locate the three verses mentioned in the preceding paragraph and read them. These are an example of the laws of God recorded in these books.

THE BOOKS OF HISTORY:

There are 12 books of history in the Old Testament. The names of the books of history are:

Joshua
Judges
Ruth
I and II Samuel
I and II Kings
I and II Chronicles
Ezra
Nehemiah
Esther

Locate these books in your Bible. They are found right after the books of law. The books of history cover a thousand year history of God's people, Israel. Naturally they do not tell everything that happened, but they record the major events and show the results of both following and ignoring God's law.

THE BOOKS OF POETRY:

There are five books of poetry. The names of the books of poetry are:

Job
Psalms
Proverbs
Ecclesiastes
Song of Solomon

These books are the worship books of God's people, Israel. Believers still use them in worship today. Turn to Psalm 23 and read it. This is an example of the beautiful worship poetry contained in these books.

THE BOOKS OF PROPHECY:

The books of prophecy in the Old Testament are divided into two groups which are called Major and Minor prophetic books. This does not mean the Major Prophets are more important than the Minor Prophets. The title is simply used because the Major Prophets are longer books than the Minor Prophets. There are 17 books of prophecy in the Old Testament. The names of the books of prophecy are:

Major Prophets:

Isaiah
Jeremiah
Lamentations
Ezekiel
Daniel

Minor Prophets:

Hosea	Nahum
Joel	Habakkuk
Amos	Zechariah
Obadiah	Haggai
Jonah	Zephaniah
Micah	Malachi

These books are prophetic messages from God to His people about future events. Many of the prophecies have already been fulfilled, but some remain to be fulfilled in the future. Find these prophetic books in your Bible. They are the last books in the Old Testament.

NEW TESTAMENT DIVISIONS

The New Testament has also been divided into four groups: Gospels, History, Letters, and Prophecy.

THE GOSPELS:

There are four books in the Gospels. The names of these books are:

Matthew Mark Luke John

These books tell about the life, death, and resurrection of Jesus. Their purpose is to lead you to believe that He is the Christ, the Son of God. Find the Gospels in your Bible and then read John 20:31 which states this purpose.

THE BOOK OF HISTORY:

There is one book of history in the New Testament, the book of Acts. This book tells how the church began and fulfilled Christ's commission to spread the Gospel throughout the world. Locate this book in your Bible.

LETTERS:

There are 21 letters in the New Testament. The names of these letters are:

Romans	Titus
I and II Corinthians	Philemon
Galatians	Hebrews
Ephesians	James
Philippians	I and II Peter
Colossians	I, II, and III John
I and II Thessalonians	Jude
I and II Timothy	

The letters are addressed to all believers. Their purpose is to guide them in living and help them do what Jesus commanded. Romans 12 is a good example of their teaching. Turn to this chapter in your Bible and read it. The letters are also sometimes called "epistles" which means letters.

PROPHECY:

Revelation is the only book of prophecy in the New Testament. It tells of the final victory of Jesus and His people. Its purpose is to encourage you to keep living as a Christian should live until the end of time. Its message is summarized in Revelation 2:10.

SELF-TEST

1. Write the Key Verses from memory:

2. What does the word "Bible" mean? _____

3. What does the word "Scripture" mean? _____

4. What are the two major divisions of the Bible?

5. How many books are there in the Bible? _____

6. Name the four major groups into which Old Testament books are divided:

7. Name the four major groups into which New Testament books are divided:

8. What is the meaning of the word "testament"?

9. What are four main purposes of the Bible? Give a Bible reference to support your answer.

10. What is meant by the "unity of the Bible"?

11. What is meant by the "diversity of the Bible"?

12. Read each statement. If the statement is TRUE put the letter T on the blank in front of it. If the statement is FALSE put the letter F on the blank in front of it:

- a. ____ The Bible is the written Word of the one true God.
- b. ____ Although God inspired the Bible, He used men to write down His words.
- c. ____ Because there were many writers over a period of many years, the Bible contains a lot of contradictions.
- d. ____ There is no united theme of the Bible. It is just a collection of books on different subjects.
- e. ____ The Major Prophets of the Old Testament are more important than the Minor Prophets.

13. Who is the person on which the revelation of both testaments centers? Give a Bible

reference to support your answer. _____ Reference _____

(Answers to tests are provided at the conclusion of the final chapter in this manual.)

FOR FURTHER STUDY

The bookmarks on the next page will help you learn the major divisions of the Bible. Cut out the bookmarks on the lines dividing them and place them in your Bible. If you have difficulty in locating the place to insert your bookmarks, use the Table of Contents in the front of your Bible. It lists the books in the order in which they appear in the Bible. It also provides the page number where each book begins.

OLD TESTAMENT

Place bookmark 1 at the beginning of the book of Genesis.

Place bookmark 2 at the beginning of the book of Joshua.

Place bookmark 3 at the beginning of the book of Job.

Place bookmark 4 at the beginning of the book of Isaiah.

NEW TESTAMENT

Place bookmark 5 at the beginning of the book of Matthew.

Place bookmark 6 at the beginning of the book of Acts.

Place bookmark 7 at the beginning of the book of Romans.

Place bookmark 8 at the beginning of the book of Revelation.

You have now located the major divisions of the Bible. Keep using the bookmarks until you can name and locate these divisions by memory.

**OLD TESTAMENT
LAW (1)**

GENESIS
EXODUS
LEVITICUS
NUMBERS
DEUTERONOMY

**OLD TESTAMENT
HISTORY (2)**

JOSHUA
JUDGES
RUTH
I SAMUEL
II SAMUEL
I KINGS
II KINGS
I CHRONICLES
II CHRONICLES
EZRA
NEHEMIAH
ESTHER

**OLD TESTAMENT
POETRY (3)**

JOB
PSALMS
PROVERBS
ECCLESIASTES
SONG OF SOLOMON

**OLD TESTAMENT
PROPHECY (4)**

MAJOR PROPHETS
ISAIAH
JEREMIAH
LAMENTATIONS
EZEKIEL
DANIEL

MINOR PROPHETS:
HOSEA
JOEL
AMOS
OBADIAH
JONAH
MICAHA
NAHUM
HABAKKUK
ZECHARIAH
HAGGAI
ZECHARIAH
MALACHI

OLD TESTAMENT BOOK MARKS

**NEW TESTAMENT
GOSPELS (5)**

MATTHEW
MARK
LUKE
JOHN

**NEW TESTAMENT
HISTORY (6)**

ACTS

**NEW TESTAMENT
LETTERS (7)**

ROMANS
I CORINTHIANS
II CORINTHIANS
GALATIANS
EPHESIANS
PHILIPPIANS
COLOSSIANS
I THESSALONIANS
II THESSALONIANS
I TIMOTHY
II TIMOTHY
TITUS
PHILEMON
HEBREWS
JAMES
I PETER
II PETER
I JOHN
II JOHN
III JOHN
JUDE

**NEW TESTAMENT
PROPHECY (8)**

REVELATION

NEW TESTAMENT BOOK MARKS

CHAPTER TWO

THE BOOKS OF THE BIBLE

OBJECTIVES:

Upon completion of this chapter you will be able to:

- Write the Key Verse from memory.
- Identify the number of books in the Old Testament.
- Identify the number of books in the New Testament.
- Explain why it is important to have a systematic plan for reading the Bible.
- List four suggestions for successful Bible reading.

KEY VERSE:

Let my cry come near before thee, O Lord; give me understanding according to thy Word. (Psalms 119:169)

INTRODUCTION

In the previous chapter you learned that the Bible is the written Word of God. You learned it is divided into two major sections called the Old Testament and the New Testament. You learned the four divisions of the Old Testament books:

Law
History
Poetry
Prophecy

You also learned the four divisions of the New Testament books:

Gospels
History
Letters
Prophecy

The following chart summarizes what you have learned about the Bible so far:

THE BIBLE

GOD'S WRITTEN WORD

66 BOOKS

OLD TESTAMENT DIVISIONS	NEW TESTAMENT DIVISIONS
Law	Gospels
History	History
Poetry	Letters
Prophecy	Prophecy

This chapter contains a summary of each of the 66 books of the Bible, which make up the major divisions of the Old and New Testaments. It provides an introduction to the content of both testaments. Four suggestions for successful Bible reading are given and you will choose a systematic plan to start reading God's Word.

OLD TESTAMENT BOOKS

(39 Books)

BOOKS OF LAW:

Genesis: Records the beginning of the universe, man, the Sabbath, marriage, sin, sacrifice, nations, and government and key men of God like Abraham, Isaac, Jacob, and Joseph.

Exodus: Details how Israel became a nation with Moses as leader. Israel is delivered from bondage in Egypt and travels to Mt. Sinai where the law of God is given.

Leviticus: This book was a manual of worship for Israel. It provides instruction to the religious leaders and explains how a sinful people can approach a righteous God. It relates to the coming of Jesus Christ as the Lamb of God who takes away the sins of the world.

Numbers: Records Israel's 40 years of wandering in the wilderness, which was a result of disobedience to God. The title of the book is from two numberings (population censuses) taken during the long journey.

Deuteronomy: Records the final days of Moses' life and reviews the laws given in Exodus and Leviticus.

BOOKS OF HISTORY:

Joshua: Details how Joshua, the successor of Moses, led the people of Israel into the Promised Land of Canaan. It records the military campaigns and the division of the land among the people.

Judges: Israel turned away from God after Joshua's death. This book records the sad story of their repeated sins and the judges God raised up to deliver them from enemy forces.

Ruth: The story of Ruth, a woman of the Gentile nation of Moab, who chose to serve the God of Israel. She became the great grandmother of David.

I Samuel: This book centers on three persons: Samuel who was the last of the judges of Israel; Saul, the first king of Israel; and David who succeeded Saul as king.

II Samuel: The glorious 40-year reign of King David is recorded in this book.

I Kings: King Solomon's reign and the kings of the divided kingdom through the reigns of Ahab in the north and Jehoshaphat in the south are the subjects of this book.

II Kings: The final decline of Israel and Judah is recalled in this book. God's people fell into deep sin.

I Chronicles: The reign of David and preparations for building the temple are recorded here. The time of this book is the same as II Samuel.

II Chronicles: This book continues Israel's history through Solomon's reign with focus on the southern kingdom. It closes with the decree of Cyrus, which permitted the return of the people from Babylon to Jerusalem.

Ezra: The return of the Jews from Babylonian captivity is detailed.

Nehemiah: This book recalls the rebuilding of Jerusalem's walls under the direction of Nehemiah. The project was begun about 14 years after Ezra's return with the people.

Esther: God's deliverance of the Jews through Esther and Mordecai is the subject of this book.

BOOKS OF POETRY:

Job: This book is the story of Job, a man who lived around the time of Abraham. The theme is the question of why righteous men suffer.

Psalms: The prayer and praise book of the Bible.

Proverbs: Divine wisdom for practical problems of everyday life.

Ecclesiastes: A discussion of the futility of life apart from God.

Song Of Solomon: The romance of Solomon and his Shulamite bride. The story represents God's love for Israel and of Christ for the church.

BOOKS OF PROPHECY:

Several of these books were written during a period when the nation of Israel was divided into two separate kingdoms: Israel and Judah.

Isaiah: Warns of coming judgment against Judah because of their sin against God.

Jeremiah: Written during the later decline and fall of Judah. Told of the coming judgment and urged surrender to Nebuchadnezzar.

Lamentations: Jeremiah's lament (expression of sorrow) over the destruction of Jerusalem by Babylon.

Ezekiel: Warns first of Jerusalem's impending fall and then foretells its future restoration.

Daniel: The prophet Daniel was captured during the early siege of Judah and taken to Babylon. This book provides historic and prophetic teaching that is important in understanding Bible prophecy.

Hosea: Theme of this book is Israel's unfaithfulness, their punishment, and restoration by God.

Joel: Tells of the plagues which foreshadowed future judgment.

Amos: During a period of material prosperity but moral decay, Amos warned Israel and surrounding nations of God's future judgment on their sin.

Obadiah: God's judgment against Edom, an evil nation located south of the Dead Sea.

Jonah: The story of the prophet Jonah who preached repentance in Ninevah, capitol of the Assyrian empire. The book reveals God's love and plan of repentance for the Gentiles.

Micah: Another prophecy against Israel's sin. Foretells the birthplace of Jesus 700 years before the event happened.

Nahum: Tells of the impending destruction of Ninevah, which had been spared some 150 years earlier through Jonah's preaching.

Habakkuk: Reveals God's plan to punish a sinful nation by an even more sinful one. Teaches that "the just shall live by faith."

Zephaniah: Judgment and restoration of Judah.

Haggai: Urges the Jews to rebuild the temple after a 15 year delay due to enemy resistance.

Zechariah: Further urging to complete the temple and renew spiritual commitment. Foretells Christ's first and second comings.

Malachi: Warns against spiritual shallowness and foretells the coming of John the Baptist and Jesus.

NEW TESTAMENT BOOKS (27 Books)

THE GOSPELS:

The four books known as the Gospels record the birth, life, ministry, teachings, death and resurrection of Jesus Christ. The approach of each book differs:

Matthew: Emphasizes Jesus Christ as King and was directed especially to the Jews.

Mark: Emphasizes Jesus Christ as the Servant of God and was directed especially to the Romans.

Luke: Presents Jesus Christ as the "Son of Man," the perfect man and Savior of imperfect men.

John: Presents Jesus in His position as the Son of God.

BOOK OF HISTORY:

Acts: The one history book of the New Testament records the early growth of Christianity from the time of Christ's return to Heaven through Paul's imprisonment in Rome. The book covers about 33 years and emphasizes the work of the Holy Spirit.

LETTERS:

Romans: A presentation of the Gospel which stresses salvation by faith alone.

I Corinthians: Written to correct errors of Christian conduct in the local church.

II Corinthians: Speaks of the true ministry of the Gospel, stewardship, and Paul's apostolic authority.

Galatians: Deals with the error of mixing law and faith. The theme is justification by faith alone.

Ephesians: Encourages believers regarding their position in Christ.

Philippians: Emphasizes the joy of the Christian unity.

Colossians: Deals with the error of "Gnosticism," false teachings that denied Jesus was truly Son of God and Son of Man. The book also emphasizes Jesus as head of the Church.

I Thessalonians: Counsel in Christian living and emphasis on the return of Jesus.

II Thessalonians: Further instruction on the Lord's return and how knowledge of this should affect everyday life.

I Timothy: Stresses sound doctrine, orderly church government, and principles to guide the church in the years to come.

II Timothy: Describes the true servant of Jesus Christ. It also warns of the apostasy (spiritual decline) that had already started. It presents the Word of God as the remedy to correct all error.

Titus: Paul's letter to a young minister named Titus who was serving God on the island of Crete. Doctrine and a Godly life are stressed.

Philemon: Paul's intercession for a runaway slave of a wealthy Colossian Christian. It illustrates the intercession of Jesus on the behalf of believers who were once slaves to sin.

Hebrews: Explains the superiority of Christianity over Judaism. Presents Jesus as the Great High Priest and the mediator between God and man.

James: Teaches that true faith is evidenced by works, although salvation is by faith alone.

I Peter: A letter of comfort and encouragement to believers, especially those suffering spiritual attacks from outside the church through unbelievers.

II Peter: A warning against spiritual attacks from within. For example, false teachers who had already "crept" into the Church.

I John: Written to combat Gnosticism, which denied Christ's position as Son of God and Son of Man. The book emphasizes fellowship and love among believers and assures true believers of eternal life.

II John: Warns against any compromise with doctrinal error and emphasizes that the truth must be guarded in love.

III John: Warns of the sin of refusing fellowship with those who are true believers.

Jude: Another warning against apostasy and false doctrine. The theme is similar to that of II Peter.

BOOK OF PROPHECY:

Revelation: This prophetic book tells of the final events of world history. It tells of the things which were, are, and which will be in the future plan of God (Revelation 4:1).

SUCCESSFUL BIBLE READING

You will learn much in this course about how to understand and interpret the Bible. You will also learn methods of creative Bible study, but the first step in understanding the Bible is to begin to read it. To help you start reading God's Word we have outlined several different reading plans. These include a plan for those just starting their study as well as a plan for those who are more advanced in the study of God's Word.

First, here are four suggestions for successful Bible reading:

1. READ DAILY:

But his delight is in the law of the Lord; and in His law doth he meditate day and night. (Psalms 1:2)

God made your physical body so you must have food daily in order to remain healthy. In a similar manner, your spirit must be fed daily with the food of the Word of God if you are to be spiritually healthy:

... It is written, That man shall not live by bread alone, but by every Word of God. (Luke 4:4)

2. READ SELECTIVELY:

Start by reading the "milk" of the word. These are the simple truths of the Word of God:

**As newborn babes, desire the sincere milk of the Word that ye may grow thereby.
(I Peter 2:2)**

Later you will mature spiritually to where you can eat "meat" of the Word of God. This means you will be able to understand more difficult teachings of the Bible:

For everyone that useth milk is unskillful in the word of righteousness: for he is a babe.

But strong meat belongeth to them that are of full age, even those who by reason of use have their senses exercised to discern both good and evil. (Hebrews 5:13-14)

I have fed you with milk, and not with meat; for hitherto ye were not able to bear it . . . (I Corinthians 3:2)

3. READ PRAYERFULLY:

For Ezra had prepared his heart to seek the law of the Lord. (Ezra 7:10)

Before you start to read, pray to God and ask Him to help you understand the message He has given you through His written Word. Let your prayer be as the Psalmist David prayed:

Open thou mine eyes, that I may behold wondrous things out of thy law. (Psalms 119:18)

4. READ SYSTEMATICALLY:

Some people do not understand God's Word because they do not have a systematic plan for reading. They read a chapter here and there and fail to understand how it all fits together. This is like reading a few pages here and there in a textbook on medicine and then trying to set up a medical practice.

The Bible tells us to "search the scriptures" (John 5:39). This means to study them carefully. The Bible is like a textbook used in school. You must read it in an orderly way if you are to understand its content. Select one of the following reading schedules and begin reading your Bible daily.

FOR BEGINNERS

If you have never read the Bible before, start with the book of John in the New Testament. This

book was written by one of the Disciples of Jesus Christ named John. He tells the story of Jesus in a simple way that is easy to understand.

Read one chapter in John each day in the order in which they are found in your Bible. Use the following chart to check off each chapter as you read it.

The Gospel Of John:

_____ 1	_____ 5	_____ 9	_____ 13	_____ 17
_____ 2	_____ 6	_____ 10	_____ 14	_____ 18
_____ 3	_____ 7	_____ 11	_____ 15	_____ 19
_____ 4	_____ 8	_____ 12	_____ 16	_____ 20

THE SHORT SCHEDULE

The short schedule of Bible reading is designed to provide a basic knowledge of the Bible through selected portions of Scripture. Read the selected portions in the order in which they are listed. Use the chart to check off each portion as you complete your reading.

THE NEW TESTAMENT:

_____ John	_____ I Thessalonians	_____ Ephesians
_____ Mark	_____ I Corinthians	_____ II Timothy
_____ Luke	_____ Romans	_____ I Peter
_____ Acts	_____ Philemon	_____ I John
_____ Romans	_____ Philippians	_____ Revelation 1-5; 19:6-22:21

THE OLD TESTAMENT:

_____ Genesis	_____ Amos
_____ Exodus 1-20	_____ Isaiah 1-12
_____ Numbers 10:11-21:35	_____ Jeremiah 1-25;39-33
_____ Deuteronomy 1-II	_____ Ruth
_____ Joshua 1-12; 22-24	_____ Jonah
_____ Judges 1-3	_____ Psalms 1-23
_____ I Samuel 1-3, 9-10,13,15-18,31	_____ Job 1-14, 38-42
_____ II Samuel 1	_____ Proverbs 1-9
_____ I Kings 1-II	_____ Daniel 1-6
_____ Nehemiah	

THE LONGER SCHEDULE

This reading plan covers the Bible in greater depth than the Short Schedule, but it does not cover the entire Bible.

NEW TESTAMENT:

_____ Mark	_____ Philippians
_____ Matthew	_____ Ephesians
_____ John	_____ II Timothy
_____ Luke	_____ Titus
_____ Acts	_____ I Timothy
_____ I Thessalonians	_____ I Peter
_____ II Thessalonians	_____ Hebrews
_____ I Corinthians	_____ James
_____ II Corinthians	_____ I John
_____ Galatians	_____ II John
_____ Romans	_____ III John
_____ Philemon	_____ Jude
_____ Colossians	_____ II Peter
	_____ Revelation 1-5 and 19:6-22:21

(The Longer Schedule Continued)

OLD TESTAMENT:

_____ Genesis	_____ Jeremiah 1-25 and 30-33
_____ Exodus (1-24)	_____ Nahum
_____ Leviticus 1-6:7	_____ Habakkuk
_____ Numbers 10:11-21:35	_____ Ezekiel 1-24 and 33-39
_____ Deuteronomy 1-II and 27-34	_____ Obadiah
_____ Joshua 1-12 and 22-24	_____ Lamentations
_____ Judges 1-16	_____ Isaiah 40-66
_____ I Samuel	_____ Zechariah 1-8
_____ II Samuel	_____ Malachi
_____ I Kings	_____ Joel
_____ II Kings	_____ Ruth
_____ I Chronicles	_____ Jonah
_____ II Chronicles	_____ Psalms
_____ Ezra	_____ Job
_____ Nehemiah	_____ Proverbs 1-9
_____ Amos	_____ Song of Solomon
_____ Hosea	_____ Ecclesiastes
_____ Micah	_____ Esther
_____ Isaiah 1-12	_____ Daniel
_____ Zephaniah	

THE COMPLETE SCHEDULE

The complete Bible reading schedule takes you through the entire Bible in one year.

January

- _____ 1. Genesis 1-2
- _____ 2. Genesis 3-5
- _____ 3. Genesis 6-9
- _____ 4. Genesis 10-11
- _____ 5. Genesis 12-15
- _____ 6. Genesis 16-19
- _____ 7. Genesis 20-22
- _____ 8. Genesis 23-26
- _____ 9. Genesis 27-29
- _____ 10. Genesis 30-32
- _____ 11. Genesis 33-36
- _____ 12. Genesis 37-39
- _____ 13. Genesis 40-42
- _____ 14. Genesis 43-46
- _____ 15. Genesis 47-50
- _____ 16. Job 1-4
- _____ 17. Job 5-7
- _____ 18. Job 8-10
- _____ 19. Job 11-13
- _____ 20. Job 14-17
- _____ 21. Job 18-20
- _____ 22. Job 21-24
- _____ 23. Job 25-27
- _____ 24. Job 28-31
- _____ 25. Job 32-34
- _____ 26. Job 35-37
- _____ 27. Job 38-42
- _____ 28. Exodus 1-4
- _____ 29. Exodus 5-7
- _____ 30. Exodus 8-10
- _____ 31. Exodus 11-13

February

- _____ 1. Exodus 14-17
- _____ 2. Exodus 18-20
- _____ 3. Exodus 21-24
- _____ 4. Exodus 25-27
- _____ 5. Exodus 28-31
- _____ 6. Exodus 32-34
- _____ 7. Exodus 35-37
- _____ 8. Exodus 38-40
- _____ 9. Leviticus 1-4
- _____ 10. Leviticus 5-7
- _____ 11. Leviticus 8-10
- _____ 12. Leviticus 11-13
- _____ 13. Leviticus 14-16
- _____ 14. Leviticus 17-19
- _____ 15. Leviticus 20-23
- _____ 16. Leviticus 24-27
- _____ 17. Numbers 1-3
- _____ 18. Numbers 4-6
- _____ 19. Numbers 7-10
- _____ 20. Numbers 11-14
- _____ 21. Numbers 15-17
- _____ 22. Numbers 18-20
- _____ 23. Numbers 21-24
- _____ 24. Numbers 25-27
- _____ 25. Numbers 28-30
- _____ 26. Numbers 31-33
- _____ 27. Numbers 34-36
- _____ 28. Deuteronomy 1-3

(The Complete Schedule Continued)

March

- ____ 1. Deuteronomy 4-6
- ____ 2. Deuteronomy 7-9
- ____ 3. Deuteronomy 10-12
- ____ 4. Deuteronomy 13-16
- ____ 5. Deuteronomy 17-19
- ____ 6. Deuteronomy 20-22
- ____ 7. Deuteronomy 23-25
- ____ 8. Deuteronomy 26-28
- ____ 9. Deuteronomy 29-31
- ____ 10. Deuteronomy 32-34
- ____ 11. Joshua 1-3
- ____ 12. Joshua 4-6
- ____ 13. Joshua 7-9
- ____ 14. Joshua 10-12
- ____ 15. Joshua 13-15
- ____ 16. Joshua 16-18
- ____ 17. Joshua 19-21
- ____ 18. Joshua 22-24
- ____ 19. Judges 1-4
- ____ 20. Judges 5-8
- ____ 21. Judges 9-12
- ____ 22. Judges 13-15
- ____ 23. Judges 16-18
- ____ 24. Judges 19-21
- ____ 25. Ruth 1-4
- ____ 26. I Samuel 1-3
- ____ 27. I Samuel 4-7
- ____ 28. I Samuel 8-10
- ____ 29. I Samuel 11-13
- ____ 30. I Samuel 14-16
- ____ 31. I Samuel 17-20

April

- ____ 1. I Samuel 21-24
- ____ 2. I Samuel 25-28
- ____ 3. I Samuel 29-31
- ____ 4. II Samuel 1-4
- ____ 5. II Samuel 5-8
- ____ 6. II Samuel 9-12
- ____ 7. II Samuel 13-15
- ____ 8. II Samuel 16-18
- ____ 9. II Samuel 19-21
- ____ 10. II Samuel 22-24
- ____ 11. Psalms 1-3
- ____ 12. Psalms 4-6
- ____ 13. Psalms 7-9
- ____ 14. Psalms 10-12
- ____ 15. Psalms 13-15
- ____ 16. Psalms 16-18
- ____ 17. Psalms 19-21
- ____ 18. Psalms 22-24
- ____ 19. Psalms 25-27
- ____ 20. Psalms 28-30
- ____ 21. Psalms 31-33
- ____ 22. Psalms 34-36
- ____ 23. Psalms 37-39
- ____ 24. Psalms 40-42
- ____ 25. Psalms 43-45
- ____ 26. Psalms 46-48
- ____ 27. Psalms 49-51
- ____ 28. Psalms 52-54
- ____ 29. Psalms 55-57
- ____ 30. Psalms 58-60

(The Complete Schedule Continued)

May

- _____ 1. Psalms 61-63
- _____ 2. Psalms 64-66
- _____ 3. Psalms 67-69
- _____ 4. Psalms 70-72
- _____ 5. Psalms 73-75
- _____ 6. Psalms 76-78
- _____ 7. Psalms 79-81
- _____ 8. Psalms 82-84
- _____ 9. Psalms 85-87
- _____ 10. Psalms 88-90
- _____ 11. Psalms 91-93
- _____ 12. Psalms 94-96
- _____ 13. Psalms 97-99
- _____ 14. Psalms 100-102
- _____ 15. Psalms 103-105
- _____ 16. Psalms 106-108
- _____ 17. Psalms 109-111
- _____ 18. Psalms 112-114
- _____ 19. Psalms 115-118
- _____ 20. Psalms 119
- _____ 21. Psalms 120-123
- _____ 22. Psalms 124-126
- _____ 23. Psalms 127-129
- _____ 24. Psalms 130-132
- _____ 25. Psalms 133-135
- _____ 26. Psalms 136-138
- _____ 27. Psalms 139-141
- _____ 28. Psalms 142-144
- _____ 29. Psalms 145-147
- _____ 30. Psalms 148-150
- _____ 31. I Kings 1-4

June

- _____ 1. Proverbs 1-3
- _____ 2. Proverbs 4-7
- _____ 3. Proverbs 8-11
- _____ 4. Proverbs 12-14
- _____ 5. Proverbs 15-18
- _____ 6. Proverbs 19-21
- _____ 7. Proverbs 22-24
- _____ 8. Proverbs 25-28
- _____ 9. Proverbs 29-31
- _____ 10. Ecclesiastes 1-3
- _____ 11. Ecclesiastes 4-6
- _____ 12. Ecclesiastes 7-9
- _____ 13. Ecclesiastes 10-12
- _____ 14. Songs 1-4
- _____ 15. Songs 5-8
- _____ 16. I Kings 5-7
- _____ 17. I Kings 8-10
- _____ 18. I Kings 11-13
- _____ 19. I Kings 14-16
- _____ 20. I Kings 17-19
- _____ 21. I Kings 20-22
- _____ 22. II Kings 1-3
- _____ 23. II Kings 4-6
- _____ 24. II Kings 7-10
- _____ 25. II Kings 11-14:20
- _____ 26. Joel 1-3
- _____ 27. II Kings 14:21-25; Jonah 1-4
- _____ 28. II Kings 14:26-29; Amos 1-3
- _____ 29. Amos 4-6
- _____ 30. Amos 7-9

(The Complete Schedule Continued)

July

- _____ 1. II Kings 15-17
- _____ 2. Hosea 1-4
- _____ 3. Hosea 5-7
- _____ 4. Hosea 8-10
- _____ 5. Hosea 11-14
- _____ 6. II Kings 18-19
- _____ 7. Isaiah 1-3
- _____ 8. Isaiah 4-6
- _____ 9. Isaiah 7-9
- _____ 10. Isaiah 10-12
- _____ 11. Isaiah 13-15
- _____ 12. Isaiah 16-18
- _____ 13. Isaiah 19-21
- _____ 14. Isaiah 22-24
- _____ 15. Isaiah 25-27
- _____ 16. Isaiah 28-30
- _____ 17. Isaiah 31-33
- _____ 18. Isaiah 34-36
- _____ 19. Isaiah 37-39
- _____ 20. Isaiah 40-42
- _____ 21. Isaiah 43-45
- _____ 22. Isaiah 46-48
- _____ 23. Isaiah 49-51
- _____ 24. Isaiah 52-54
- _____ 25. Isaiah 55-57
- _____ 26. Isaiah 58-60
- _____ 27. Isaiah 61-63
- _____ 28. Isaiah 64-66
- _____ 29. Micah 1-4
- _____ 30. Micah 5-7
- _____ 31. Nahum 1-3

August

- _____ 1. II Kings 20-21
- _____ 2. Zephaniah 1-3
- _____ 3. Habakkuk 1-3
- _____ 4. II Kings 22-25
- _____ 5. Obadiah/Jeremiah 1-2
- _____ 6. Jeremiah 3-5
- _____ 7. Jeremiah 6-8
- _____ 8. Jeremiah 9-12
- _____ 9. Jeremiah 13-16
- _____ 10. Jeremiah 17-20
- _____ 11. Jeremiah 21-23
- _____ 12. Jeremiah 24-26
- _____ 13. Jeremiah 27-29
- _____ 14. Jeremiah 30-32
- _____ 15. Jeremiah 33-36
- _____ 16. Jeremiah 37-39
- _____ 17. Jeremiah 40-42
- _____ 18. Jeremiah 43-46
- _____ 19. Jeremiah 47-49
- _____ 20. Jeremiah 50-52
- _____ 21. Lamentations 1-5
- _____ 22. I Chronicles 1-3
- _____ 23. I Chronicles 4-6
- _____ 24. I Chronicles 7-9
- _____ 25. I Chronicles 10-13
- _____ 26. I Chronicles 14-16
- _____ 27. I Chronicles 17-19
- _____ 28. I Chronicles 20-23
- _____ 29. I Chronicles 24-26
- _____ 30. I Chronicles 27-29
- _____ 31. II Chronicles 1-3

(The Complete Schedule Continued)

September

- _____ 1. II Chronicles 4-6
- _____ 2. II Chronicles 7-9
- _____ 3. II Chronicles 10-13
- _____ 4. II Chronicles 14-16
- _____ 5. II Chronicles 17-19
- _____ 6. II Chronicles 20-22
- _____ 7. II Chronicles 23-25
- _____ 8. II Chronicles 26-29
- _____ 9. II Chronicles 30-32
- _____ 10. II Chronicles 33-36
- _____ 11. Ezekiel 1-3
- _____ 12. Ezekiel 4-7
- _____ 13. Ezekiel 8-11
- _____ 14. Ezekiel 12-14
- _____ 15. Ezekiel 15-18
- _____ 16. Ezekiel 19-21
- _____ 17. Ezekiel 22-24
- _____ 18. Ezekiel 25-27
- _____ 19. Ezekiel 28-30
- _____ 20. Ezekiel 31-33
- _____ 21. Ezekiel 34-36
- _____ 22. Ezekiel 37-39
- _____ 23. Ezekiel 40-42
- _____ 24. Ezekiel 43-45
- _____ 25. Ezekiel 46-48
- _____ 26. Daniel 1-3
- _____ 27. Daniel 4-6
- _____ 28. Daniel 7-9
- _____ 29. Daniel 10-12
- _____ 30. Esther 1-3

October

- _____ 1. Esther 4-7
- _____ 2. Esther 8-10
- _____ 3. Ezra 1-4
- _____ 4. Haggai 1-2/Zechariah 1-2
- _____ 5. Zechariah 1-2
- _____ 6. Zechariah 3-6
- _____ 7. Zechariah 7-10
- _____ 8. Ezra 5-7
- _____ 9. Ezra 8-10
- _____ 10. Nehemiah 1-3
- _____ 11. Nehemiah 4-6
- _____ 12. Nehemiah 7-9
- _____ 13. Nehemiah 10-13
- _____ 14. Malachi 1-4
- _____ 15. Matthew 1-4
- _____ 16. Matthew 5-7
- _____ 17. Matthew 8-11
- _____ 18. Matthew 12-15
- _____ 19. Matthew 16-19
- _____ 20. Matthew 20-22
- _____ 21. Matthew 23-25
- _____ 22. Matthew 26-28
- _____ 23. Mark 1-3
- _____ 24. Mark 4-6
- _____ 25. Mark 7-10
- _____ 26. Mark 11-13
- _____ 27. Mark 14-16
- _____ 28. Luke 1-3
- _____ 29. Luke 4-6
- _____ 30. Luke 7-9
- _____ 31. Luke 10-13

(The Complete Schedule Continued)

November

- ____ 1. Luke 14-17
- ____ 2. Luke 18-21
- ____ 3. Luke 22-24
- ____ 4. John 1-3
- ____ 5. John 4-6
- ____ 6. John 7-10
- ____ 7. John 11-13
- ____ 8. John 14-17
- ____ 9. John 18-21
- ____ 10. Acts 1-2
- ____ 11. Acts 3-5
- ____ 12. Acts 6-9
- ____ 13. Acts 10-12
- ____ 14. Acts 13-14
- ____ 15. James 1-2
- ____ 16. James 3-5
- ____ 17. Galatians 1-3
- ____ 18. Galatians 4-6
- ____ 19. Acts 15-18:11
- ____ 20. I Thessalonians 1-5
- ____ 21. II Thessalonians 1-3
- ____ 22. I Corinthians 1-4
- ____ 23. I John 3-5
- ____ 24. II John, III John
- ____ 25. Revelation 1-3, Jude
- ____ 26. Revelation 4-6
- ____ 27. Revelation 7-9
- ____ 28. Revelation 10-12
- ____ 29. Revelation 13-15
- ____ 30. Revelation 16-18
- ____ 31. Revelation 19-22

December

- ____ 1. Romans 5-8
- ____ 2. Romans 9-11
- ____ 3. Romans 12-16
- ____ 4. Acts 20:3-22
- ____ 5. Acts 23-25
- ____ 6. Acts 26-28
- ____ 7. Ephesians 1-3
- ____ 8. Ephesians 4-6
- ____ 9. Philippians 1-4
- ____ 10. Colossians 1-4
- ____ 11. Hebrews 1-4
- ____ 12. Hebrews 5-7
- ____ 13. Hebrews 8-10
- ____ 14. Hebrews 11-13
- ____ 15. Philemon/I Peter 1-2
- ____ 16. I Peter 3-5
- ____ 17. II Peter 1-3
- ____ 18. I Timothy 1-3
- ____ 19. I Timothy 4-6
- ____ 20. Titus 1-3
- ____ 21. II Timothy 1-4
- ____ 22. I John 1-2; Acts 18:12-19:10
- ____ 23. I Corinthians 5-8
- ____ 24. I Corinthians 9-12
- ____ 25. I Corinthians 13-16
- ____ 26. Acts 19:11-20:1; II Corinthians 1-3
- ____ 27. II Corinthians 4-6
- ____ 28. II Corinthians 7-9
- ____ 29. II Corinthians 10-13
- ____ 30. Acts 20:2/Romans 1-4

SELF-TEST

1. Write the Key Verse from memory.

2. How many books are in the Old Testament?

3. How many books are in the New Testament?

4. Why is it important to have a systematic plan for reading the Bible?

5. What were the four suggestions for successful Bible reading?

(Answers to tests are provided at the conclusion of the final chapter in this manual.)

CHAPTER THREE

VERSIONS OF THE BIBLE

OBJECTIVES:

Upon completion of this chapter you will be able to:

- Write the Key Verse from memory.
- Name the three languages in which the Bible was written.
- Define the word "version."
- Explain the difference between a translation and a paraphrase version of the Bible.

KEY VERSE:

**The Lord gave the Word: great was the company of those that published it.
(Psalms 68:11)**

INTRODUCTION

This chapter identifies the original languages in which the Bible was written and explains how the Scriptures have been translated into other languages. You will learn the difference between a translation and a paraphrase version of the Bible. Examples from various versions of the Bible are provided.

THREE LANGUAGES

The Bible was originally written in three languages. Most of the Old Testament was written in Hebrew except for parts of the books of Daniel and Nehemiah, which were written in Aramaic. The New Testament was written in Greek.

None of the original manuscripts of the Bible are now in existence. Some good manuscripts exist which are copies of the original. Versions are translations of these copies of the original manuscripts. From early times men saw the necessity of translating the Bible so everyone could read it in their own language.

No translation is exact because no two languages are exactly alike. Some words used in the Bible do not even exist in different languages. For example, there is a tribe of Indians in Ecuador, South America, called the Auca Indians. When missionaries first contacted them, these Indians did not know how to read or write. There were no words in their language for "writing" or "book."

The Auca Indians did have a custom of carving identification marks on their property. Since there were no words in their language for scriptures, writing, or book, when the Bible was translated for them it was called "God's Carving." This identified it as something belonging to God. This is just one example of the difficulties in translating the Bible into various languages.

TRANSLATIONS AND PARAPHRASES

There are many different versions of the Bible. The word "version" means a Bible written in a language different from those in which God's Word was originally written. There are two main types of versions of the Bible: Translations and paraphrases.

TRANSLATION:

A translation is an effort to express what the Greek, Hebrew, and Aramaic words actually say. It gives as nearly as possible a literal word-by-word translation. Extra words are inserted only when it is necessary in order for the reader to understand the meaning.

PARAPHRASE:

A paraphrase does not attempt to translate word for word. It translates thought by thought. A paraphrase is a restatement of the meaning of a passage. Paraphrase versions are easier to read and understand because they are written in modern vocabulary and grammar, but they are not an exact translation of God's Word.

The "For Further Study" section of this chapter provides examples from several English versions of the Bible for you to compare. These illustrate the differences in translation and paraphrase versions.

SELECTING A STUDY BIBLE

For purposes of this course and Bible study in general, we recommend use of the King James version of the Bible. There are several reasons for this:

FIRST:

The King James Bible is very accurate and a good translation for serious study. A paraphrase version does not contain the exact word-by-word translation of Scriptures.

SECOND:

There are more study tools available for the King James version. There are a large number of concordances, dictionaries, and commentaries written for the King James text.

THIRD:

The King James version is available in more languages than any other version. Since Harvestime International Institute courses are used throughout the world, we selected this version of the Bible because it is available in many languages. It is important to have a Bible in your native tongue because you think and understand best in your own language.

If you do not have a King James version of the Bible write to the American Bible Society at P.O. Box 5601, Grand Central Station, New York, New York 10164, U.S.A. They have a complete listing of all the languages in which the King James version of the Bible is available. If you find the King James Version is not available in your language or have difficulty in obtaining a Bible, write to the United Bible Societies, Bible House, P.O. Box 755, Stuttgart 1, Germany. They maintain a list of "Scriptures of the World" which identifies all the languages in the world in which at least one book of the Bible has been published.

If you read English but have a limited vocabulary, you may be interested in obtaining the "Bible in Basic English." This is the entire Old and New Testament written in English using only a basic 1,000 word vocabulary. Write to Cambridge University Press, New York, New York, U.S.A. for further information.

RED LETTER EDITIONS

Several versions of the Bible come in what are called "red letter editions." In red letter editions of the Bible the words of Jesus are printed in red. The rest of the text of the Bible is printed in black ink.

If a red letter edition of the King James version is available in your language, we suggest you obtain it. What Jesus taught is one of the major focuses of Harvestime International Institute training and a red-letter edition emphasizes His teachings.

A SUMMARY

The following chart summarizes how the various versions of the Bible developed:

The Bible:
Inspired By God

—

Revealed To Holy Men Who Wrote God's Words
In Greek, Hebrew, Aramaic

—

Interpreted Into Various Languages
Resulting In

—

Exact Translations And Paraphrase Versions Of The Bible

SELF-TEST

1. Write the Key Verse from memory.

2. What does the word "version" mean?

3. What is the difference between a translation and a paraphrase version of the Bible?

4. What version of the Bible is used in this course?

5. Why is no translation of the Bible exact?

6. What are the three languages in which the Bible was originally written?

(Answers to tests are provided at the conclusion of the final chapter in this manual.)

FOR FURTHER STUDY

We have selected the text of John 3:16 to illustrate the difference between the different versions of the Bible. The versions listed are the most popular English versions of the Bible.

King James Version: For God so loved the world that He gave his only begotten Son that whosoever believeth in Him should not perish but have everlasting life.

New King James Version: For God so loved the world that He gave His only begotten Son, that whoever believes in Him should not perish but have everlasting life.

Revised Standard Version: For God so loved the world that He gave His only Son, that whoever believes in Him should not perish but have eternal life.

Living Bible: For God loved the world so much that He gave His only Son so that anyone who believes in Him shall not perish but have eternal life.

New American Standard Bible: For God so loved the world, that He gave His only begotten Son, that whoever believes in Him should not perish, but have eternal life.

New English Bible: God loved the world so much that He gave His only Son, that everyone who has faith in Him may not die but have eternal life.

Amplified Version: For God so greatly loved and dearly prized the world that He (even) gave up His only-begotten (unique) Son, so that whoever believes in (trusts, clings to, relies on) Him shall not perish-come to destruction, be lost-but have eternal (everlasting) life.

Phillips: For God loved the world so much that He gave His only Son, so that everyone who believes in Him should not be lost, but should have eternal life.

Wurst: For in such a manner did God love the world, insomuch that His Son, the uniquely-begotten One, He gave, in order that everyone who places his trust in Him may not perish but may be having life eternal.

Moffat: For God loved the world so dearly that He gave up His only Son, so that everyone who believes in Him may have eternal life instead of perishing.

CHAPTER FOUR

AN INTRODUCTION TO OUTLINING

OBJECTIVES:

Upon completion of this chapter you will be able to:

- Write the Key Verse from memory.
- Define the term "outline."
- Read an outline.
- Create an outline.

KEY VERSE:

Moreover He said unto me, Son of man, all my words that I shall speak unto thee receive in thine heart and hear with thine ears. (Ezekiel 3:10)

INTRODUCTION

“*Basic Bible Survey I*” includes an outline of each Old Testament book of the Bible. The outlines provide an overview of the general content of God's Word. More detailed outlines are given in “*Basic Bible Survey II*” for the Gospels, Acts, and the Epistles due to the special focus of Harvestime International Institute. The Institute emphasizes what Jesus taught and the results when His teachings were put into action in the early church.

The outlines in this course summarize only the general content of each book of the Bible. When you complete this general survey you should go back and study each book in more detail. These outlines are only a starting point for you to develop more detailed notes for each book of the Bible. To do this you must know how to create a proper outline.

OUTLINING

An outline is a method of organizing study notes. It puts information in summary form for use in future ministry and study. An outline helps you "hear with your ear and receive in your heart" the Word of God (Ezekiel 3:10). An outline centers on a selected subject. This subject becomes the title of the outline. We have used the names of Bible books as outline titles in this course because they are the subjects of study.

The main points in the outline tell something about the subject. There are also subpoints that tell

something about the main points. The prefix "sub" means they relate to (tell something about) the main point. They provide more detailed information about the main points.

There are many ways to outline. We have selected one that uses special numbers called Roman numerals for the main points. If you are not familiar with Roman numerals, a list is provided in the "For Further Study" section of this chapter. Subpoints on the outline are shown with capital letters of the alphabet. If there are further points under these, they are shown with regular numbers.

Study the following example of an outline:

The Title Is Placed Here

- I. This is the Roman numeral for 1 used for the first main point.
 - A. This is a capital letter used for a subpoint relating to the main point.
 - 1. If there was a further subpoint relating to this, it would be marked with the number 1.
 - 2. If there are other points relating back to subpoint A, continue to place them in numerical order.
 - B. Main point I may have several subpoints. If so, continue down through the alphabet using capital letters in order. Each one of these should relate to the main point.
- II. To present another main point, use the next Roman numeral.
 - A. Subpoints follow the same pattern under every main point.

EXPANDING THE OUTLINES

As an example of how you can expand the general outlines given in this course, we have selected Romans 12:1-2. First read the verses:

I beseech you therefore, brethren, by the mercies of God, that ye present your bodies a living sacrifice holy, acceptable unto God, which is your reasonable service.

And be not conformed to this world; but be ye transformed by the renewing of your mind, that ye may prove what is that good and acceptable, and perfect will of God. (Romans 12:1-2)

Here is the outline developed from the verses:

Steps For Finding God's Will

- I. Present your bodies a living sacrifice:
 - A. Holy.
 - B. Acceptable unto God.

- II. Be not conformed to this world:
 - A. Be transformed.
 - 1. We are transformed by the renewing of our minds.

- III. These steps will help us prove or find the will of God, which is:
 - A. Good.
 - B. Acceptable.
 - C. Perfect.

You can see how this outline clearly summarizes the steps to God's will given in Romans 12:1-2.

You will never complete your outline study of God's Word. The Holy Spirit will constantly give you new understanding about the Word which you will want to add to your outlines.

SELF-TEST

1. Write the Key Verse from memory.

2. What is an outline?

3. Turn to the outline on Genesis in this study. Can you read and understand the information in this outline form?

4. How are the main points on an outline indicated?

5. How are subpoints under a main point indicated?

(Answers to tests are provided at the conclusion of the final chapter in this manual.)

FOR FURTHER STUDY

1. Subpoints are where you can add details to expand the simple outlines given in this course. For example, turn to the outline on the book of Daniel on page 174. The first main point is entitled "Introductory Background: The Reasons for Daniel's Prosperity" and covers chapter 1 verses 1-21. Read through these verses and identify the reasons for his success. List these as subpoints under this main point.
2. The following list of Roman Numerals will assist you in creating and expanding outlines:

<u>Numbers</u>	<u>Roman Numerals</u>
1	I
2	II
3	III
4	IV
5	V
6	VI
7	VII
8	VIII
9	IX
10	X
11	XI
12	XII
13	XIII
14	XIV
15	XV
16	XVI
17	XVII
18	XVIII
19	XIX
20	XX
30	XXX
40	XL
50	L
60	LX
70	LXX
80	LXXX
90	XC
100	C

THE OLD TESTAMENT

INTRODUCTION TO THE

BOOKS OF LAW

In previous chapters you learned that the Bible is the written Word of God. You learned it is divided into two major sections called the Old Testament and the New Testament. You learned the four divisions of the Old Testament books: Law, History, Poetry, and Prophecy. You also learned the four divisions of the New Testament books: Gospels, History, Letters, and Prophecy.

With this lesson you begin a basic survey of the books that make up the major divisions you have learned about. There are 39 books in the Old Testament. We will start our survey with the books of law:

THE BOOKS OF LAW

Moses wrote the books of law and they span a period of 600 years. The books of law consist of five books:

Genesis: Records the beginning of the universe, man, the Sabbath, marriage, sin, sacrifice, nations, and government. Also records the stories of key men of God: Abraham, Isaac, Jacob, and Joseph.

Exodus: Details how Israel became a nation with Moses as leader. Israel is delivered from bondage in Egypt and journeys to Mt. Sinai where the law of God is given.

Leviticus: This book was a manual of worship for Israel. It provides instruction to the religious leaders and explains how a sinful people can approach a righteous God. It points also to the coming of Jesus Christ as the Lamb of God who takes away the sins of the world.

Numbers: Records Israel's 40 years of wandering in the wilderness as a result of disobedience to God. The title of the book is from two "numberings" or population census taken during the long journey.

Deuteronomy: Records the close of Moses' life and reviews the laws given in Exodus and Leviticus.

CHAPTER FIVE

GENESIS

OBJECTIVES:

Upon completion of this chapter you will be able to:

- Name the author of the book of Genesis.
- Identify to whom the book of Genesis was written.
- State the purpose for the book of Genesis.
- Write the Key Verse of the book of Genesis from memory.
- State the Life and Ministry Principle for the book of Genesis.

INTRODUCTION

AUTHOR: Moses

TO WHOM: Israel

PURPOSE: To preserve the historical background of Israel and the record of creation, sin, redemption, and God's first dealings with man.

KEY VERSE: Genesis 3:15

LIFE AND MINISTRY PRINCIPLES: God's plan from the beginning included all nations. God begins new things with people.

MAIN CHARACTERS: Adam, Eve, Cain, Abel, Enoch, Esau, Jacob (Israel), Abraham, Isaac, and Joseph

OUTLINE

- I. The history of humanity: 1:1-11:26
 - A. Creation: 1:1-2:25
 - B. The fall of man: 3:1-4:26
 1. Adam and Eve: 3:1-24
 2. Cain and Abel: 4:1-26
 - C. Genealogy from the fall to the flood: 5:1-32

- D. The flood: 6:1-9:29
 - 1. The wickedness of man: 6:1-4
 - 2. God's decision: 6:5-7
 - 3. Noah: 6:8-10
 - 4. God speaks to Noah: 6:11-21
 - 5. Noah's response: 6:22
 - 6. God speaks to Noah: 7:1-4
 - 7. Noah's response: 7:5-16
 - 8. Life in the ark: 7:17-24
 - 9. Release from the ark: 8:1-19
 - 10. God's covenant: 9:1-17
 - 11. Generations of Noah: 9:18-19
 - 12. Sins of Noah's family: 9:20-29
- E. From the flood to Abraham: 10:1-11:26
 - 1. Generations of the sons of Noah: 10:1-32
 - 2. The tower of Babel: 11:1-9
 - 3. Generations of Shem: 11:10-26
 - 4. Generations of Terah: 11:27-32

II. The patriarchal history of Israel: 11:27-50:26

- A. Abraham: 11:27-25:10
 - 1. Abraham's birth and ancestry: 11:26-30
 - 2. His wanderings: 11:31-13:1
 - (a) From Ur to Haran: 11:31-32
 - (b) From Haran to Canaan: 12:1-9
 - (c) To Egypt and back: 12:10-13:1
 - 3. Abraham and Lot: 13:2-14:24
 - (a) Dispute and division: 13:2-13
 - (b) God's promise to Abraham: 13:14-18
 - (c) Lot captured by the kings of the east: 14:1-24
 - 4. The covenant: 15:1-20
 - 5. Ishmael: 16:1-16
 - 6. Circumcision: 17:1-27
 - 7. A promised son: 18:1-15
 - 8. Sodom and Gomorrah: 18:16-19:38
 - 9. Abraham visits Abimelech: 20:1-18
 - 10. Isaac born and Ishmael driven out: 21:1-21
 - 11. Abraham and Abimelech: 21:22-34
 - 12. Proposed sacrifice of Isaac: 22:1-19
 - 13. The death and burial of Sarah: 23:1-20
 - 14. Marriage of Isaac and Rebekah: 24:1-67

15. Abraham and Keturah: 25:1-6
16. Abraham's death and burial 25:7-10
- B. Isaac: 25:11-35:29
 1. Birth of Isaac: 21:1-8
 2. Marriage to Rebekah: 24
 3. Isaac and his sons: 25:19-35:29
 4. Covenant renewed: 26:1-5
 5. Deception of Abimelech: 26:6-33
 6. Marriage to Judith and Bashemath: 26:34-35
 7. Isaac deceived by Jacob: 27:1-45
 8. Jacob's flight to Haran: 27:46-28:5
 9. Death of Isaac: 35:27-29
- C. Jacob: 28:10-36:43
 1. His birth: 25:19-26
 2. Rivalry between Jacob and Esau: 25:27-45
 - (a) The birthright: 25:27-34
 - (b) The blessing: 27:1-45
 3. The flight to Haran: 27:46-29:14
 4. Jacob's marriages to Leah and Rachel: 29:15-30
 5. Life in Haran: 29:31-30:43
 6. Return to Canaan: 31:1-55
 7. Preparations to meet Esau: 32:1-23
 8. Jacob's wrestling match: 32:24-32
 9. Peace with Esau: 33:1-17
 10. Jacob and his family in Canaan: 33:18-45:28
 11. Jacob's final days and death: 46:1-50:14
- D. Joseph: 37:1-50:26
 1. Joseph's early life: 37:1-36
 - (a) His coat: 37:1-4
 - (b) His dreams: 37:5-11
 - (c) Sold into slavery: 37:12-36
 - (d) The sin of Judah: 38:1-30
 2. Joseph the slave: 39:1-40:23
 - (a) In Potiphar's house: 39:1-20
 - (b) In prison: 39:21-40:23
 3. Joseph the prime minister: 41:1-45:28
 - (a) Preparation for famine: 41:1-57
 - (b) Joseph and his brothers: 42:1-45:28
 - (c) Joseph and his family in Egypt: 46:1-50:21
 - (d) Joseph's death: 50:22-26

SELF-TEST

1. Who was the author of the book of Genesis?

2. State the purpose for the book of Genesis.

3. To whom was the book of Genesis written?

4. State the Life and Ministry Principles of the book of Genesis.

5. Write the Key Verse of Genesis.

(Answers to tests are provided at the conclusion of the final chapter in this manual.)

FOR FURTHER STUDY

1. The name "Genesis" means beginnings. This book contains the record of the beginning of:

- The world: 1:1-25
- Humanity: 1:26-2
- Sin: 3:1-7
- Salvation: 3:8-24
- Families: 4:1-15
- Civilization: 4:16-9
- Nations: 10:1-11:32
- The Jewish nation: 12:50

2. Genesis is divided into two major segments: Chapters 1-11 cover four major events. Chapters 12-50 cover four major people.

3. Study chapters 1-2 and complete the following chart:

<u>Day</u>	<u>What God Created</u>
1	
2	
3	
4	
5	
6	
7	

4. In chapters 3-9 what do you learn about the following:

- Tactics of the enemy (Satan...the serpent): _____
- Eve's progression into sin: _____
- The consequences of sin entering the world: _____
- God's judgment by the flood: _____

5. For chapters 12-50: Identify the four major characters and study their lives in depth, drawing spiritual applications to your own life. Also study the word "covenant" which is used extensively in this section.

CHAPTER SIX

EXODUS

OBJECTIVES

Upon completion of this chapter you will be able to:

- Name the author of the book of Exodus.
- Identify to whom the book of Exodus was written.
- State the purpose for the book of Exodus.
- Write the Key Verse of the book of Exodus from memory.
- State the Life and Ministry Principle for the book of Exodus.

INTRODUCTION

AUTHOR: Moses

TO WHOM: Israel

PURPOSE: To record the deliverance of Israel from slavery and document their purpose for existence as a nation.

KEY VERSE: Exodus 12:13

LIFE AND MINISTRY PRINCIPLE: Salvation comes only through the blood of the Lamb of God, Jesus.

MAIN CHARACTERS: Moses, Aaron, Pharaoh, Miriam, Jethro

OUTLINE

- I. The nation of Israel in Egypt: 1:1-12:36
 - A. Egyptian bondage: 1:1-22
 - B. God prepares a deliverer: Moses: 2:1-4:31
 - C. The dialogue with Pharaoh: 5:1-11:10
 - D. The Passover: 12:1-30
 - E. Deliverance from Egypt: 12:31-36

- II. Israel in the wilderness: 12:37-18:27
 - A. The Exodus and the pursuit by the Egyptians: 12:37-15:21
 - B. The journey to Sinai: 15:22-17:16
 - C. The visit of Jethro: 18:1-27

- III. Israel at Sinai: 19:1-40:38
 - A. The giving of the law: 19:1-25
 - B. Laws governing moral life: 19-22
 - C. Laws governing social life: 22-23
 - D. Laws governing religious life: 24:1-31:18
 - E. The tabernacle: 24:12-40:38
 - 1. The tabernacle designed: Instructions concerning the tabernacle and the priests: 24:12-31:18
 - 2. The tabernacle delayed: The golden calf and renewal of the covenant: 32:1-34:35
 - 3. The tabernacle completed: Erection of the tabernacle and institution of the priesthood: 35:1-40:38

SELF-TEST

1. Who was the author of the book of Exodus?

2. State the purpose for the book of Exodus.

3. To whom was the book of Exodus written?

4. State the Life and Ministry Principle of the book of Exodus.

5. Write the Key Verse of Exodus.

(Answers to tests are provided at the conclusion of the final chapter in this manual.)

FOR FURTHER STUDY

1. God sent ten plagues on Egypt in the process of making Pharaoh willing to release Israel from slavery:

- Blood: 7:14-25
- Frogs: 8:1-15
- Lice: 8:16-19
- Flies: 8:20-32
- Murrain: 9:1-7
- Boils: 9:8-12
- Hail: 9:13-35
- Locusts: 10:1-20
- Darkness: 10:21-29
- Death: 11:1-10, 12:29-36

2. Exodus 20:1-17 records the best known of Old Testament law, the Ten Commandments.

3. One of the important subjects in Exodus is the plan for the tabernacle. The diagram on the next page shows the plan God gave Moses for this holy place of worship.

The tabernacle was important because it was the place of worship and sacrifice for Israel, but the tabernacle was also a spiritual type. This means that each part of the tabernacle was symbolic of a greater spiritual truth.

The courtyard around the tabernacle measured 150 feet by 75 feet. It is a symbol of the world.

The altar of burnt offering was 7 1/2 feet square and 4 1/2 feet high. Sacrifices were burned here which symbolized the sacrifice of Jesus for the sins of the world.

The laver was a large basin where the priests washed their hands and feet before going into the Holy Place. It is a symbol of Christian baptism.

The Holy Place measured 30 by 15 feet. It symbolizes the church separated from the world (the court) and entered by way of Christ's sacrifice (the altar) and baptism (the laver).

The table of shewbread is a symbol of the Lord's Supper (or communion, as it is called in some denominations).

The candlestick provided light for the Holy Place. It is a symbol of God's Word.

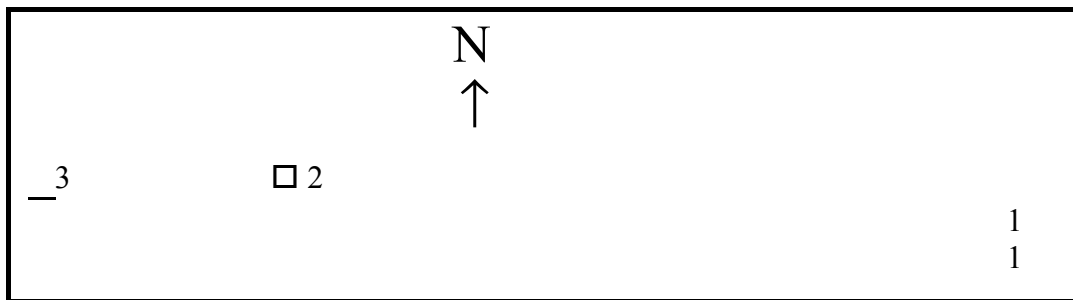
The altar of incense was the place where incense was burned. The sweet smelling smoke ascended to God as a symbol of the prayers of His people.

The veil was a curtain between the Holy Place and the Most Holy Place. It symbolized the separation between God and man.

The Most Holy Place was 15 feet long, wide, and high. It was a perfect cube shape and is a symbol of heaven. It was the dwelling place of God's presence.

The ark of the covenant was a wooden chest covered with gold. It had a lid decorated with two golden cherubim. The ark contained the Ten Commandments, which symbolized God's government, a dish of manna, which recalled God's provision, and Aaron's rod which was a reminder of God's power among His people. Once a year the high priest sprinkled the top of the ark with blood, which was a symbol of Christ's blood, by which we are cleansed from sin.

The Tabernacle



- | | |
|---------------------------------|--|
| 1. The court yard. | 6. The candlestick. |
| 2. The altar of burnt offering. | 7. The altar of incense. |
| 3. The laver | 8. The veil between the Holy Place and the Most Holy Place |
| 4. The Holy Place | 9. The Most Holy Place |
| 5. The table of shewbread. | 10. The Ark of the Covenant |

Holy Days

Study the references in Column One and complete the chart. The first one is done as an example for you to follow. These are the Holy Days that God ordained for the nation of Israel to observe.

<u>Passages</u>	<u>Holy Days</u>	<u>Date</u>	<u>Purpose Of Observance</u>
Leviticus 23:3 Exodus 20:8-11 Deuteronomy 5:12-15	Sabbath	7th Day Weekly	Rest from labor; worship
Leviticus 23:5 Numbers 28:16 Deuteronomy 16:1-2	Passover	1/14	
Leviticus 23:6-8 Numbers 28:17-25 Deuteronomy 16:3-8	Unleavened Bread	1/15-21	
Leviticus 23:9-14 Exodus 23:16 Numbers 28:26-31	First fruits	1/16	
Leviticus 23:15-22 Exodus 34:22 Deuteronomy 16:9-12	Pentecost (Harvest; Weeks)	3/6	
Leviticus 23:23-25 Numbers 29:1-6	Trumpets	7/1	
Leviticus 23:26-32 Leviticus 16 Numbers 29:7-11	Day Of Atonement	7/10	
Leviticus 23:33-44 Numbers 29:12-40 Deuteronomy 16:13-15	Tabernacles	7/15-21	

<u>Passages</u>	<u>Holy Days</u>	<u>Date</u>	<u>Purpose Of Observance</u>
Leviticus 25:1-7 Exodus 23:10-11	Sabbatical Year	Every 7th Year	
Leviticus 25:8-55	Jubilee	Every 50th Year	

CHAPTER SEVEN

LEVITICUS

OBJECTIVES:

Upon completion of this chapter you will be able to:

- Name the author of the book of Leviticus.
- Identify to whom the book of Leviticus was written.
- State the purpose for the book of Leviticus.
- Write the Key Verse of the book of Leviticus from memory.
- State the Life and Ministry Principle for the book of Leviticus.

INTRODUCTION

AUTHOR: Moses

TO WHOM: Israel

PURPOSE: To show Israel how to live as a holy nation in fellowship with God and prepare them to extend the redemptive plan of God to all nations.

KEY VERSE: Leviticus 20:7

LIFE AND MINISTRY PRINCIPLE: God requires holiness of His people.

MAIN CHARACTERS: Moses, Aaron

OUTLINE

- I. Laws concerning sacrifices: 1:1-7:38
 - A. Introduction: 1:1-2
 - B. The burnt offering: 1:3-17
 - C. The meal offering: 2:1-16
 - D. The peace offering: 3:1-17
 - E. The sin offering: 4:1-5:13
 - F. The trespass offering: 5:14-17

- II. Laws and incidents concerning the priests: 8-10
 - A. Prescriptions for consecration: 8:1-9:24
 - B. Punishment for violation: 10:1-20

- III. Laws of purification: 11:1-15:33
 - A. Clean and unclean food: 11:1-47
 - B. Purification after childbirth: 12:1-8
 - C. Leprosy: 13:1-14:57
 - D. Sexual impurities and cleansings: 15:1-33

- IV. The day of Atonement: 16:1-34
 - A. Aaron's preparation: 16:1-10
 - B. The sin offering for the priests: 16:11-14
 - C. The sin offering for the people: 16:15-19
 - D. The scapegoat: 16:20-22
 - E. The offering completed: 16:23-28
 - F. The solemnity of the day: 16:29-34

- V. The holiness code: 17:1-27:34
 - A. Prohibitions: 17:1-22:33
 - 1. Holiness on the part of the people: 17:1-20:27
 - 2. Holiness on the part of the priests: 21:1-22:33
 - B. Religious festivals: 23:1-44
 - 1. The Sabbath: 23:1-3
 - 2. Passover and unleavened bread: 23:4-14
 - 3. Feast of weeks, or Pentecost: 23:15-22
 - 4. Feast of trumpets: 23:23-25
 - 5. Day of Atonement: 23:25-32
 - 6. Feast of tabernacles: 23:33-44
 - C. Religious symbols: 24:1-23
 - D. Sabbatic year and jubilee: 25:1-26:2
 - E. Promises and warnings: 26:3-46
 - 1. The necessity for right relationship to God: 26:1-2
 - 2. The blessings of obedience to God: 26:1-2
 - 3. The chastisements for disobedience: 26:14-39
 - 4. God's faithfulness to His covenant: 26:40-45
 - 5. Summary statement: 26:46

- F. Vows and tithes: 27:1-34
 - 1. Vows to persons: 27:2-8
 - 2. Vows of domestic animals: 27:9-11
 - 3. Vows of houses and fields: 27:14-25
 - 4. The tithe: 27:30-33
 - (a) First among beasts: 27:26-27
 - (b) Devoted things: 27:28-29
 - (c) The tithe: 27:30-33

SELF-TEST

1. Who was the author of the book of Leviticus?

2. State the purpose for the book of Leviticus.

3. To whom was the book of Leviticus written?

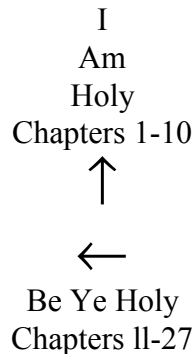
4. State the Life and Ministry Principle of the book of Leviticus.

5. Write the Key Verse of Leviticus.

(Answers to tests are provided at the conclusion of the final chapter in this manual.)

FOR FURTHER STUDY

1. Study the word "holy" in Leviticus. It is used over 100 times. Other key words are "sacrifice" used 42 times, "priest" used 189 times, and "blood" used 86 times.
2. The standard of holiness described in Leviticus is both vertical and horizontal. It is vertical in the message of chapters 1-10 ("I am holy") and horizontal in the message of chapters 11-27 ("Be ye holy").



3. There are five different offerings described in Leviticus. The first three offerings were instituted to maintain fellowship with God. The last two were to restore broken fellowship.

<u>Offering</u>	<u>Chapter Where It Is Introduced</u>	<u>Laws Detailed</u>
Burnt	1	6:8-13
Meal	2	6:14-23
Peace	3	7:11-34
Sin	4	6:25-30
Trespass	5:1-6:7	7:1-7

4. The number seven (7) has great significance in the book of Leviticus:
 - Every 7th day was a Sabbath.
 - Blood was sprinkled 7 times in the tabernacle.
 - Every 7th year was a Sabbatic year.
 - Every 7th Sabbatic year was followed by a Jubilee year.
 - Every 7th month was especially holy, having three feasts.
 - There were 7 weeks between Passover and Pentecost.
 - The Passover feast lasted 7 days.
 - Unclean persons were isolated 7 days.
 - The Feast of Tabernacles lasted 7 days.
 - At Passover, 14 lambs (2 x 7) were offered daily.
 - At Pentecost 7 lambs were offered.
 - At the feast of tabernacles 14 lambs were offered daily.

CHAPTER EIGHT

NUMBERS

OBJECTIVES:

Upon completion of this chapter you will be able to:

- Name the author of the book of Numbers.
- Identify to whom the book of Numbers was written.
- State the purpose for the book of Numbers.
- Write the Key Verse of the book of Numbers from memory.
- State the Life and Ministry Principle for the book of Numbers.

INTRODUCTION

AUTHOR: Moses

TO WHOM: Israel

PURPOSE: Records experiences of the wilderness journey which are a type of the defeated Christian.

KEY VERSE: Numbers 32:23

LIFE AND MINISTRY PRINCIPLE: God is not pleased with anything less than total commitment.

MAIN CHARACTERS: Moses, Korah, Balaam, Aaron, Miriam, Joshua, Caleb

OUTLINE

- I. Preparation for departure from Sinai: 1:1-10:10
 - A. The people numbered: 1:1-54
 - B. The camp arranged: 2:1-34
 - C. The priest and Levites instructed: 3:1-4:49
 - D. The people protected: 5:1-31
 - E. The vow of the Nazarite: 6:1-27
 - F. Gifts of the princes: 7:1-89
 - G. Lighting of the tabernacle lamps: 8:1-4

- H. Cleansing of the Levites: 8:5-26
 - I. Observance of the Passover: 9:1-14
 - J. Guidance of the camp: 9:15-23
 - K. Calling an assembly and moving the camp: 10:1-10
- II. The journey from Mt. Sinai to Kadesh-Barnea: 10:11-12:15
- A. Mobilizing for the march: 10:11-28
 - B. Hobab refuses service: 10:29-32
 - C. A continuing cloud: 10:34-36
 - D. A fiery judgment: 11:1-3
 - E. A murmuring multitude: 11:4-9
 - F. A provoked prophet: 11:10-15
 - G. A deadly diet: 11:31-34
 - H. A suffering sister: 12:1-15
- III. Israel at Kadesh-Barnea: 13:1-14:45
- A. Spying out the land: 13:1-25
 - B. The reports and response: 13:26-14:10
 - C. The judgment of God: 14:11-34
- IV. Events during the wilderness wandering: 20:1-35:34
- A. Stoning of a Sabbath breaker: 15:32-36
 - B. The rebellion of Korah: 16:1-32
 - C. The budding of Aaron's rod: 17:1-13
 - D. Instructions to Aaron: 18:1-19:22
 - E. The death of Miriam: 20:1
 - F. The sin of Moses: 20:1-13
 - G. A request refused: 20:14-22
 - H. Aaron's death: 20:23-29
 - I. Serpents among the people: 21:5-9
 - J. A perverted prophet: 22:1-24:25
 - K. A patriotic priest: 25:1-18
 - L. Miscellaneous instructions: 26:1-31:54
 - M. Territorial distribution in East Jordan: 32:1-42
 - N. Record of the journey from Egypt: 33:1-56
 - O. Instructions prior to entering Canaan: 34:1-36:13

SELF-TEST

1. Who was the author of the book of Numbers?

2. State the purpose for the book of Numbers.

3. To whom was the book of Numbers written?

4. State the Life and Ministry Principle of the book of Numbers.

5. Write the Key Verse of Numbers.

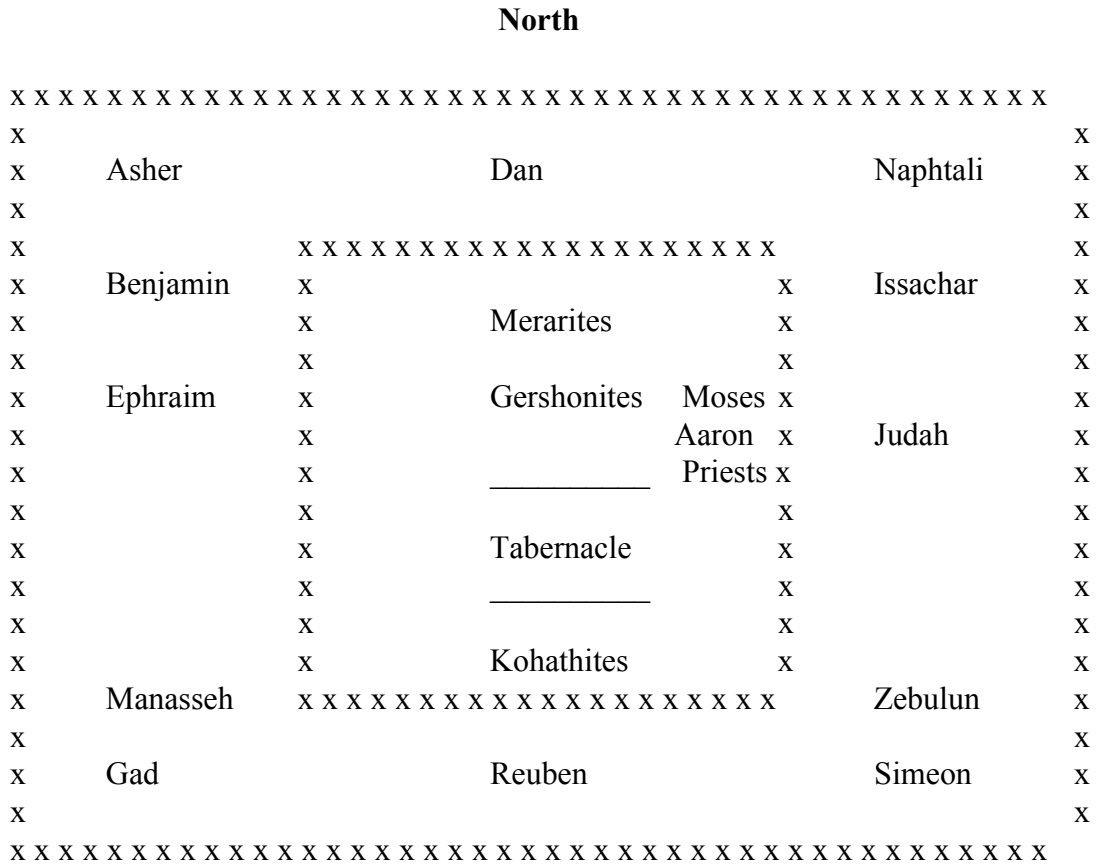
(Answers to tests are provided at the conclusion of the final chapter in this manual.)

FOR FURTHER STUDY

1. Changes in leadership of Israel occur in Numbers. Joshua replaces Moses as the political leader and Eleazar succeeds Aaron as the religious leader: See Numbers 27:15-23 and 20:23-29.
2. The death and resurrection of Jesus are illustrated in Numbers by a serpent and a stick: 21:5-9; 17:8
3. The following chart records the results of the two "numberings" or census of Israel:

<u>Tribe</u>	<u>First Census</u>	<u>Second Census</u>
Reuben	46,500	43,730
Simeon	59,300	22,200
Gad	45,650	40,500
Judah	74,600	76,500
Issachar	54,400	64,300
Zebulun	57,400	60,500
Ephriam	40,500	32,500
Manasseh	32,200	52,700
Benjamin	35,400	45,600
Dan	62,700	64,400
Asher	41,500	53,400
Naphtali	53,400	45,400
_____	_____	_____
Total	603,550	601,730

4. This diagram shows the arrangement of the camps of the tribes of Israel in relation to the tabernacle.



South

CHAPTER NINE

DEUTERONOMY

OBJECTIVES:

Upon completion of this chapter you will be able to:

- Name the author of the book of Deuteronomy.
- Identify to whom the book of Deuteronomy was written.
- State the purpose for the book of Deuteronomy.
- Write the Key Verses of the book of Deuteronomy from memory.
- State the Life and Ministry Principle for the book of Deuteronomy.

INTRODUCTION

AUTHOR: Moses

TO WHOM: Israel

PURPOSE: To restate the law to the new generations of Israelites born since Mt. Sinai.

KEY VERSES: Deuteronomy 6:4-5

LIFE AND MINISTRY PRINCIPLE: Obedience brings blessing. Disobedience brings judgment.

MAIN CHARACTERS: Moses, Joshua, Balaam, Amalek, Miriam

OUTLINE

- I. Moses' first sermon: Historical 1:1-4
 - A. Historical introduction: 1:1-5
 - B. Review of the journey from Horeb to Moab: 1:6-3:29
 - C. Appeal to the new generation to keep the law: 4:1-40
 - D. Account of the appointment of the cities of refuge: 4:41-43
 - E. Summary of the law of Moses: 4:44-49
- II. Moses' second sermon: Legal 5:1-26:19

- A. The ten commandments are repeated: 5:7-21
 - B. He warns against immorality (23:17); compromise (7:1-5); and witchcraft: 18:9-14
 - C. Moses describes Canaan: 8:7-8
 - D. He reviews his personal experiences with God on Mt. Sinai: 9:9-21
 - E. He reminds them of their financial obligations to God: 26:1-19
 - F. Laws concerning clothing (22:50; divorce (24:1-4); women's rights (21:10-17; 22:13-20); and warfare (20:1-20) are given.
 - G. He summarizes God's plan: 6:23
- III. Moses' third sermon: Prophetic: 27:1-30:20
- A. Inscription of laws on stone, and blessings and curses: 27:1-26
 - B. Prediction of blessings and curses: 28:1-68
 - C. Exhortations to holiness: 29:1-30:20
- IV. Historical appendix: 31:1-34:12
- A. Moses' final words and appointment of Joshua: 31:1-30
 - B. Moses' song and exhortation: 32:1-47
 - C. God's final words to Moses: 32:48-52
 - D. Moses' impartation of blessing on the tribes: 33:1-29
 - E. The death and burial of Moses: 34:1-12

SELF-TEST

1. Who was the author of the book of Deuteronomy?

2. State the purpose for the book of Deuteronomy:

3. To whom was the book of Deuteronomy written?

4. State the Life and Ministry Principle of the book of Deuteronomy.

5. Write the Key Verses of Deuteronomy.

(Answers to tests are provided at the conclusion of the final chapter in this manual.)

FOR FURTHER STUDY

1. Jesus quoted from the book of Deuteronomy during His temptation by Satan. Compare Matthew 4:4 with Deuteronomy 8:3; Matthew 4:7 with Deuteronomy 6:16; and Matthew 4:10 with Deuteronomy 6:13.
2. Deuteronomy is a historical book, but it contains four important prophecies:
 - The entrance of Israel under Joshua into Canaan: 7:2; 9:1-3; 31:3,5
 - The sin of Israel while in Canaan: 31:16-18, 20, 29
 - The exile from Canaan: 4:26-28; 7:4; 8:19-20; 28:36,41,49,50,53,64
 - The return of Israel back to Canaan: 4:29; 30:1-3,10
3. Study the key words "do," "keep," and "observe." They are found 177 times in Deuteronomy.
4. Another key word of this book is "remember." It is frequently repeated throughout the entire book. The Israelites are told to remember:
 - The giving of the Law: 4:9-10
 - The covenant: 4:23
 - Their past slavery: 5:15
 - Their deliverance: 7:18
 - God's leadership and provision: 8:2-6
 - Sins of the past: 9:7
 - Judgments of God: 24:9
 - The days of old: 32:7
5. This book contains a song that may be sung during the great tribulation. Compare Deuteronomy 31:30-32:45 with Revelation 15:3-4.
6. A major theme of Deuteronomy is the importance of the Word of God. See 4:1, 2, 7, 9; 6:7-9; 11:18-21; 27:1-4; 30:11-14; 31:11-12; 32:46-47.
7. For the historical context of Leviticus, read Numbers 21:21-22:1; 365:13; and Deuteronomy 1:1-5.

INTRODUCTION TO

THE BOOKS OF HISTORY

The next group of books we will survey are the books of history. These include the following books:

Joshua: Details how the successor of Moses, Joshua, led the people of Israel into the Promised Land of Canaan. It records the military campaigns and the division of the land among the people.

Judges: Israel turned away from God after Joshua's death. This book records the sad story of their repeated sins and the judges God raised up to deliver them from enemy forces.

Ruth: The story of Ruth, a woman of the Gentile nation of Moab, who chose to serve the God of Israel. She became the great grandmother of David.

I Samuel: This book centers on three persons: Samuel who was the last of the judges of Israel; Saul, the first king of Israel; and David who succeeded a disobedient Saul as king.

II Samuel: The glorious forty-year reign of King David is recorded in this book.

I Kings: King Solomon's reign and the kings of the divided kingdom through the reigns of Ahab in the north and Jehoshaphat in the south are the subjects of this book.

II Kings: The final decline of Israel and Judah is recalled in this book.

I Chronicles: The reign of David and preparations for building the temple are recorded here. The time of this book parallels that of II Samuel.

II Chronicles: This book continues Israel's history through Solomon's reign with focus on the southern kingdom. It closes with the decree of Cyrus, which permitted the return of the people from Babylon to Jerusalem.

Ezra: The return of the Jews from Babylon captivity is detailed in this book.

Nehemiah: The rebuilding of Jerusalem's walls under Nehemiah is documented in the book of Nehemiah. This project was begun about fourteen years after Ezra's return with the people.

Esther: God's deliverance of the Jews through Esther and Mordecai is the subject of this book.

CHAPTER TEN

JOSHUA

OBJECTIVES:

Upon completion of this chapter you will be able to:

- Name the author of the book of Joshua.
- Identify to whom the book of Joshua was written.
- State the purpose for the book of Joshua.
- Write the Key Verse of the book of Joshua from memory.
- State the Life and Ministry Principle for the book of Joshua.

INTRODUCTION

AUTHOR: Joshua

TO WHOM: Israel

PURPOSE: Record the history of the conquest of Canaan.

KEY VERSE: Joshua 24:15

LIFE AND MINISTRY PRINCIPLE: No moral or spiritual victories are won without battles.

MAIN CHARACTERS: Joshua, Rahab, Caleb, Achan, Balaam, Eleazar

OUTLINE

- I. Entering the land: 1:1-5:15
 - A. Joshua commissioned: 1:1-9
 - B. Preparation to cross the Jordan: 1:10-2:24
 - C. Jordan crossed: 3:1-4:24
 - D. Gilgal occupied: 5:1-15
- II. Possessing the land: 6:1-12:24

- A. Jericho and Ai taken: 6:1-8:29
 - B. Joshua's altar: 8:30-35
 - C. The Gibeonites received: 9:1-27
 - D. Southern Canaan conquered: 10:1-43
 - E. Northern Canaan conquered: 11:1-15
 - F. The conquest summarized: 11:16-12:24
- III. Occupying the land: 13:1-22:34
- A. Joshua instructed: 13:1-7
 - B. The eastern tribes assigned: 13:8-33
 - C. The western tribes assigned: 14:1-19:51
 - D. The cities of refuge: 20:1-9
 - E. Levitical towns: 21:1-45
 - F. Eastern tribes sent home: 22:1-34
- IV. Joshua's farewell address and death: 23:1-24:33
- A. He reminds them of God's goodness: 23:3-10
 - B. He warns them concerning disobedience: 23:11-13
 - C. He reviews this history: 24:1-13
 - D. He challenges them to serve God: 24:14-18
 - E. He completes the book that bears his name: 24:26-28
 - F. He dies and departs for Heaven: 24:29-33

SELF-TEST

1. Who was the author of the book of Joshua?

2. State the purpose for the book of Joshua.

3. To whom was the book of Joshua written?

4. State the Life and Ministry Principle of the book of Joshua.

5. Write the Key Verse of Joshua.

(Answers to tests are provided at the conclusion of the final chapter in this manual.)

FOR FURTHER STUDY

The book of Joshua can be contrasted to the book of Exodus. In Exodus, God parted the waters of the Red Sea to bring His people out of the land of bondage in Egypt. In Joshua, God parted the waters of the Jordan River to bring His people into Canaan, the land of blessing.

Moses summarized both books in Deuteronomy 6:23:

"And He brought us out...that He might bring us in."

CHAPTER ELEVEN

JUDGES

OBJECTIVES:

Upon completion of this chapter you will be able to:

- Name the author of the book of Judges.
- Identify to whom the book of Judges was written.
- State the purpose for the book of Judges.
- Write the Key Verse of the book of Judges from memory.
- State the Life and Ministry Principle for the book of Judges.

INTRODUCTION

AUTHOR: Samuel

TO WHOM: Israel.

PURPOSE: Historical record of the rule of the judges which occurred after the close of the book of Joshua.

KEY VERSE: Judges 17:6

LIFE AND MINISTRY PRINCIPLE: There is a divine pattern of chastisement designed to turn God's people from sin to salvation.

MAIN CHARACTERS: The judges (See list in outline below)

OUTLINE

- I. Introduction to the period of the judges: 1:1-2:5
 - A. Political conditions from Joshua to the time of the judges: 1:1-36
 - B. Religious conditions from Joshua to the time of the judges: 2:1-5
- II. The period of the judges: 2:6-16:31
 - A. Summary of religious conditions of the entire period: 2:6-3:6

- B. List of the judges: 3:7-16:31
 - 1. Othniel of Judah: 3:7-11
 - 2. Ehud of Benjamin: 3:12-30
 - 3. Shamgar: 3:31
 - 4. Deborah of Ephraim and Barak of Naphtali: 4:1-5:31
 - 5. Gideon of Manasseh and Abimelech: 6:1-9:57
 - 6. Tola of Issachar: 10:1-2
 - 7. Jair of Gilead: 10:3-5
 - 8. Jephthah of Gilead: 10:6-12:7
 - 9. Ibzan of Zebulun: 12:8-10
 - 10. Elon of Zebulun: 12:11-12
 - 11. Abdon of Ephriam: 12:13-15
 - 12. Samson of Dan: 13:1-16:31

- III. Historical appendix: 17:1-21:25
 - A. The idolatry of Micah and the Danites: 17:1-18:31
 - 1. Micah and his personal priest: 17:1-13
 - 2. The Danites join the idolatry: 18:1-31
 - B. The crime of Benjamin at Gibeah and its punishment: 19:1-21:25
 - 1. The stop in Gibeah: 19:1-15
 - 2. The crime: 19:16-27
 - 3. The Levite's response: 19:28-29
 - 4. The outrage of Israel: 19:30-20:11
 - 5. The three battle war: 20:12-21:25

SELF-TEST

1. Who was the author of the book of Judges?

2. State the purpose for the book of Judges.

3. To whom was the book of Judges written?

4. State the Life and Ministry Principle of the book of Judges.

5. Write the Key Verse of Judges.

(Answers to tests are provided at the conclusion of the final chapter in this manual.)

FOR FURTHER STUDY

1. The book of Judges is a direct contrast to the book of Joshua.

Joshua tells of victory, freedom, faith, progress, obedience, spiritual vision, joy, strength, and unity among the tribes with strong leadership.

Judges describes defeat, slavery, unbelief, division, disobedience, earthly emphasis, sorrow, weakness, and disunity among the tribes.

2. Galatians provides an excellent summary of the books of Joshua and Judges. Galatians 5:22-26 describes Joshua, and 5:17-21 describes Judges.

3. Judges is a classic example of Hosea 8:7 and Galatians 6:7.

4. Judges 17:6 summarizes the conditions that existed in Israel during the period of the Judges.

5. The story of the strongest man in history is found in Judges 15.

6. Read the story of an army that was put to death for mispronouncing a word: Judges 12.

7. God used unusual methods in the book of Judges. He used:

- An ox goad: 3:31

- A nail: 4:21

- Trumpets: 7:20

- Pitchers: 7:20

- Lamps: 7:20

- A millstone: 9:53

- A jawbone of an ass: 15:15

8. Complete the following chart as you study the recurring cycles of the book of Judges. The first cycle is done as an example for you to follow:

The Cycle Of Judges

Cycles	3:7-11	3:12-30	4:1-5:31	6:1-8:32	8:33-10:5	10:6-12:15	13:1-16:31
--------	--------	---------	----------	----------	-----------	------------	------------

S I N	Idolatry
-------------	----------

S E R V I C E	8 years King of Mesopotamia
---------------------------------	-----------------------------------

S U P P L I C A T I O N	Cried unto the Lord
--	------------------------

S A L V A T I O N	Othniel by war
---	----------------

S I L E N C E	40 years
---------------------------------	----------

Judges Of Israel

<u>Name</u>	<u>Dates B.C</u>	<u>Number of Years</u>
Othniel	1400-1360	40
Ehud	1360-1280	80
Shamgar	1280	1
Deborah	1280-1240	40
Gideon	1240-1200	40
Abimelech	1200-1197	3
Tola	1197-1174	23
Jair	1174-1152	22
Jephthah	1152-1146	6
Ibzan	1146-1138	8
Elon	1138-1128	10
Abdon	1128-1121	7
Samson	1121-1101	20

CHAPTER TWELVE

RUTH

OBJECTIVES:

Upon completion of this chapter you will be able to:

- Name the author of the book of Ruth.
- Identify to whom the book of Ruth was written.
- State the purpose for the book of Ruth.
- Write the Key Verses of the book of Ruth from memory.
- State the Life and Ministry Principle for the book of Ruth.

INTRODUCTION

AUTHOR: Unknown

TO WHOM: Israel

PURPOSE: Written as part of the historical record of Israel to illustrate the concern of God for all people. It also illustrates the kinsman-redeemer relationship of Jesus Christ.

KEY VERSES: Ruth 1:16-17

LIFE AND MINISTRY PRINCIPLE: God can turn bitterness to blessing.

MAIN CHARACTERS: Naomi (Mara), Elimelech, Mahlon, Chilion, Orpha, Ruth, Boaz, an unnamed kinsman.

OUTLINE

- I. Moab: 1:1-5
 - A. Journey to Moab: 1:1-2
 - 1. When the story occurs: 1:1
 - 2. Why they went to Moab: 1:1
 - 3. Introduction of the family: 1:2
 - B. Tragedy in Moab: 1:3-5
 - 1. Naomi's husband dies: 1:3
 - 2. Naomi's sons marry 1:4

- 3. Naomi's sons die: 1:5
- II. Return to Bethlehem: 1:6-18
 - A. Naomi plans to return and tells daughters-in-law to return to their own people: 1:6-9
 - B. Their appeal to stay: 1:10
 - C. Naomi's answer: 1:11-13
 - D. Their response: 1:14
 - E. Ruth's declaration: 1:16-18
 - 1. She does not want to leave Naomi: 1:16
 - 2. She will go where Naomi goes: 1:16
 - 3. She will live where Naomi lives: 1:16
 - 4. Naomi's people shall be hers: 1:16
 - 5. Naomi's God shall be her God: 1:16
 - 6. She will remain faithful to death: 1:17
- III. Arrival in Bethlehem: 1:19-22
 - A. Reception by the city: 1:19
 - B. Naomi's response: 1:20-21
 - C. The timing of the return: 1:22
- IV. Ruth in the fields of Boaz: 2:1-17
 - A. Gleaning in the fields: 2:1-3
 - B. Boaz's recognition: 2:4-13
 - C. Mealtime with Boaz: 2:14
 - D. Gleaning the best: 2:15-17
 - E. Return from the fields: 2:18-23
- V. A special plan: 3:1-18
 - A. Naomi's plan: 3:1-5
 - B. The results: 3:6-15
 - C. The return to Naomi: 3:16-18
- VI. The redemption: 4:1-13
 - A. The process: 4:1-12
 - B. The union of Ruth and Boaz: 4:13-17
 - C. The blessing: 4:14-16
- VII. The genealogy of David: 4:17-22

SELF-TEST

1. Who was the author of the book of Ruth?

2. State the purpose for the book of Ruth.

3. To whom was the book of Ruth written?

4. State the Life and Ministry Principle of the book of Ruth.

5. Write the Key Verses of Ruth.

(Answers to tests are provided at the conclusion of the final chapter in this manual.)

FOR FURTHER STUDY

1. For further background on the period during which the events of the book of Ruth occurred, refer to the book of Judges.
2. Ruth was one of four women mentioned in the genealogy of Christ in Matthew 1. The others are Tamar, Matthew 1:3; Rahab, 1:5; and Bathsheba, 1:6.
3. The obligations of the near kinsman relationship are outlined in Deuteronomy 25:5-10. The property laws with which the unnamed kinsman was concerned are given in Leviticus 25:23.

The kinsman who was able to redeem had to meet certain requirements:

- He must be a near kinsman.
- He must be willing to redeem.
- He must have the ability to redeem.
- He must be free himself.
- He must have the price of redemption.

Boaz met all of these requirements for Ruth. Jesus met all these requirements as the redeemer of sinful humanity.

4. Study the character of Ruth:

- Loving, committed: 1:16-17
- Steadfast: 1:18
- Humble: 2:2
- Temperate: 2:14
- Accountable: 2:18-19
- Faithful: 2:23
- Obedient: 3:5
- Submissive: 3:10
- Focus on eternal values: 3:10
- Concerned about appearance of evil: 3:14
- Patient: 3:18

CHAPTER THIRTEEN

I AND II SAMUEL

OBJECTIVES:

Upon completion of this chapter you will be able to:

- Name the author of the books of I and II Samuel.
- Identify to whom the books were written.
- State the purposes for the books.
- Write the Key Verses of I and II Samuel from memory.
- State the Life and Ministry Principles for the books of I and II Samuel.

I SAMUEL **INTRODUCTION**

AUTHOR: Samuel

TO WHOM: Israel

PURPOSE: Continued record of God's dealing with His people.

KEY VERSES: I Samuel 15:22-23

LIFE AND MINISTRY PRINCIPLE: Obedience to God is more important than sacrifice.

MAIN CHARACTERS: Samuel, Elkanah, Hannah, Eli, David, Goliath, Saul, Jonathan, Michal, Abigail

OUTLINE

- I. Samuel: The last of the judges: 1:1-7:17
 - A. Samuel's birth and childhood: 1:1-2:10
 - B. Eli's rejection and Samuel's call: 2:11-3:21
 - C. The ark among the Philistines: 4:1-7:1
 - D. Samuel's activities as judge: 7:2-17
- II. Saul: The first of the kings: 8:1-15:35

- A. Israel's demand for a king: 8:1-22
- B. The choice of Saul: 9:1-11:15
- C. Samuel's farewell address: 12:1-25
- D. Saul's war against the Philistines: 13:1-14:52
- E. Saul's disobedience and rejection: 15:1-35

III. Saul and David: 16:1-31:13

- A. David's anointing and call: 16:1-23
- B. David's victory over Goliath: 17:1-58
- C. David's flight from Saul: 18:1-20:42
- D. David's wanderings: 21:1-30:31
- E. Saul's death: 31:1-13

II SAMUEL

INTRODUCTION

AUTHOR: Samuel

TO WHOM: Israel

PURPOSE: Continue the historical record of God's dealing with His people.

KEY VERSES: II Samuel 7:22-23

LIFE AND MINISTRY PRINCIPLE: God carries out His plan through those obedient to Him in spite of their human frailties.

MAIN CHARACTERS: David, Uriah, Bathsheba, Nathan, Absalom, Abner, Isbosheth, Joab

OUTLINE

- I. The triumphs of David: 1:1-10:19
 - A. The lament of David over Saul and Jonathan: 1:1-27
 - B. David's coronation over Judah: 2:1-7
 - C. David establishes national and religious unity: 2:8-6:23
 - D. The Davidic covenant: 7:1-29
 - E. David's conquests: 8:1-10:19

- II. The troubles of David: 11:1-24:25
 - A. David's sin and repentance: 11:1-12:31
 - B. Amnon and Absalom's crimes: 13:1-18:33
 - C. David's restoration to power: 19:1-20:26
 - D. The famine and revenge of the Gibeonites: 21:1-14
 - E. Heroes in the war with the Philistines: 21:15-22
 - F. David's song and last words: 22:1-23:7
 - G. David's heroes: 23:8-39
 - H. David's census and punishment: 24:1-25

SELF-TEST

1. Who was the author of the books of I and II Samuel?

2. State the purpose for the book of I Samuel.

3. To whom was the book of I Samuel written?

4. State the Life and Ministry Principle of the book of I Samuel.

5. Write the Key Verses of I Samuel.

6. State the purpose for the book of II Samuel.

7. To whom was the book of II Samuel written?

8. State the Life and Ministry Principle of the book of II Samuel.

9. Write the Key Verses of II Samuel.

(Answers to tests are provided at the conclusion of the final chapter in this manual.)

	T	F				T	F		
	A	B	C	D		A	B	C	D
41.	()	()	()	()		71.	()	()	()
42.	()	()	()	()		72.	()	()	()
43.	()	()	()	()		73.	()	()	()
44.	()	()	()	()		74.	()	()	()
45.	()	()	()	()		75.	()	()	()
46.	()	()	()	()		76.	()	()	()
47.	()	()	()	()		77.	()	()	()
48.	()	()	()	()		78.	()	()	()
49.	()	()	()	()		79.	()	()	()
50.	()	()	()	()		80.	()	()	()
51.	()	()	()	()		81.	()	()	()
52.	()	()	()	()		82.	()	()	()
53.	()	()	()	()		83.	()	()	()
54.	()	()	()	()		84.	()	()	()
55.	()	()	()	()		85.	()	()	()
56.	()	()	()	()		86.	()	()	()
57.	()	()	()	()		87.	()	()	()
58.	()	()	()	()		88.	()	()	()
59.	()	()	()	()		89.	()	()	()
60.	()	()	()	()		90.	()	()	()
61.	()	()	()	()		91.	()	()	()
62.	()	()	()	()		92.	()	()	()
63.	()	()	()	()		93.	()	()	()
64.	()	()	()	()		94.	()	()	()
65.	()	()	()	()		95.	()	()	()
66.	()	()	()	()		96.	()	()	()
67.	()	()	()	()		97.	()	()	()
68.	()	()	()	()		98.	()	()	()
69.	()	()	()	()		99.	()	()	()
70.	()	()	()	()		100.	()	()	()

 PART TWO: For office use only.

Date examination was received:	_____	[] Course certificate issued
Number of points possible:	_____	[] Transcript recorded
Minus number incorrect:	_____	Graded By: _____
Total correct:	_____	Comments:
Letter grade:	_____	

Basic Bible Survey I

Old Testament

FINAL EXAMINATION

Multiple Choice: Select the correct answer and mark it on your answer sheet:

1. The word "Bible" means:

- A. Writing
- C. Holy

- B. All the books
- D. Literature

2. The word "Scripture" means:

- A. Writing
- C. Holy

- B. All the books
- D. Literature

3. The two major divisions of the Bible are:

- A. Prophecy and poetry
- C. Old and new testaments

- B. Gospels and epistles
- D. Law and history

4. The number of books in the Bible:

- A. 39
- C. 64

- B. 27
- D. 66

5. The number of books in the Old Testament:

- A. 39
- C. 64

- B. 27
- D. 66

6. The number of books in the New Testament:

- A. 39
- C. 64

- B. 27
- D. 66

7. The Old Testament books are divided into the following categories:
- | | |
|-----------------------------------|---|
| A. Law, history, poetry, prophecy | B. Gospels, history, epistles, prophecy |
| C. Neither of these. | D. Both of these |
8. The New Testament books are divided into the following categories:
- | | |
|-----------------------------------|---|
| A. Law, history, poetry, prophecy | B. Gospels, history, epistles, prophecy |
| C. Neither of these. | D. Both of these |
9. The word "testament" means:
- | | |
|--------------|-------------|
| A. The books | B. Covenant |
| C. Writing | D. A plan |
10. The purpose of the Bible includes:
- | | |
|----------------|-----------------|
| A. Doctrine | B. Correction |
| C. Instruction | D. All of these |
11. The "unity of the Bible" means:
- | | |
|----------------------------|--------------------------|
| A. It is united in content | B. It is united in theme |
| C. Both of these | D. Neither of these |
12. The "diversity of the Bible" means:
- | | |
|----------------------------|---------------------------|
| A. It has variety | B. It conflicts itself |
| C. It is united in content | D. Different men wrote it |
13. The revelation of both Old and New Testaments is centered on:
- | | |
|----------|-----------------|
| A. Satan | B. Man |
| C. Sin | D. Jesus Christ |
14. The Bible is:
- | | |
|----------------------------|--|
| A. Not divinely inspired | B. Similar to the Koran |
| C. The written Word of God | D. Just one of many divine manuscripts |

15. A translation of the Bible:

- A. Translates word for word
- B. Translates letter by letter
- C. Translates thought by thought
- D. None of these

16. A paraphrase of the Bible:

- A. Translates word for word
- B. Translates letter by letter
- C. Translates thought by thought
- D. All of these

17. The word "version" means:

- A. The same as translation
- B. Written in the same language as the original manuscript of the Bible
- C. The same as paraphrase
- D. Written in a language other than what the Bible was originally written in

18. The languages in which the Bible was originally written include:

- A. Hebrew
- B. Greek
- C. Aramaic
- D. All of these

19. Geography tells _____ an event happened:

- A. When
- B. Where
- C. Why
- D. How

20. History of chronology tells _____ an event happened:

- A. When
- B. Where
- C. Why
- D. How

21. Biblical archaeology is:

- A. The study of the future
- B. The study of the past
- C. The same as geography
- D. None of these

22. The main points on an outline are normally indicated by:

- A. Abbreviations
- B. Letters and numbers
- C. Roman numerals
- D. None of these

23. Subpoints on an outline are indicated by:

- A. Abbreviations
- B. Letters and numbers
- C. Roman numerals
- D. None of these

24. Which is the oldest date?

- A. 500 B.C.
- B. 1000 B.C.
- C. 2000 A.D.
- D. 100 A.D.

25. The author of the first five books in the Bible was:

- A. Joshua
- B. Abraham
- C. Moses
- D. Adam

26. Old Testament events occurred mostly in:

- A. China, Japan, Korea
- B. Egypt, Canaan, Assyria
- C. Spain Greece Italy
- D. India, Malaysia, Egypt

27. The first five books of the Bible are called the books of:

- A. Law
- B. History
- C. Poetry
- D. Prophecy

28. Joshua, Judges, Ruth, I and II Samuel, I and II Kings, I and II Chronicles, Ezra, Nehemiah and Esther are all books of:

- A. Law
- B. History
- C. Poetry
- D. Prophecy

29. Job, Psalms, Proverbs, Ecclesiastes, and Song of Solomon are all books of:

- A. Law
- B. History
- C. Poetry
- D. Prophecy

30. Isaiah, Jeremiah, Ezekiel, and Daniel are all books of:

- A. Major prophets
- B. Minor prophets
- C. Law
- D. History

31. Hosea, Joel, Amos, Obadiah, Jonah, Micah, Nahum, Habakkuk, Zephaniah, Haggai, Zachariah, and Malachi are all books of:

- A. Major prophets
- C. Law

- B. Minor prophets
- D. History

Matching: Match each event in List One to the correct geographical location in List Two:

List One

List Two

- 32. Name of the River Israel crossed to enter the Promised Land.
- 33. The walls of this city fell down.
- 34. Israel was defeated in battle here.
- 35. Nehemiah rebuilt these walls.

- A. Ai
- B. Jerusalem
- C. Jericho
- D. Jordan

Matching: Match each event in List One with the proper kingdom in List Two. You may use the answers more than one time:

List One

List Two

- 36. The northern kingdom.
- 37. The southern kingdom.
- 38. Israel was taken into captivity by this nation.
- 39. Judah was taken into captivity by this nation.
- 40. We had 19 kings, all evil.
- 41. We had 20 kings; many evil, a few good.

- A. Israel
- B. Assyria
- C. Judah
- D. Babylonia

Matching: Match each event to the Bible book in which it is recorded. You may use the books more than one time:

- A. Genesis**
- C. Numbers**

- B. Exodus**
- D. Deuteronomy**

- 42. Records the departure from Egypt and journey of Israel in the wilderness.
- 43. The book of beginnings.
- 44. The law restated by Moses before his death.
- 45. Final instructions before entering the Promised Land.
- 46. Contains the stories of Abraham, Isaac, Jacob, and Joseph.
- 47. Contains the first promise of the Redeemer who was to come to take away sins.

48. Records the fall of man.
49. Records the giving of the 10 commandments.
50. Tells the story of the great flood on the earth.
51. Contains the story of Israel coming to the border of the promised land, but NOT going in.
52. Contains the story of creation.
53. Israel leaves Egypt.
54. Tells about the first Passover.
55. Contains the story of the tower of Babel.
56. Tells about Moses's birth and early life in Egypt.
57. Tells about the 10 plagues that came on Egypt.
58. This book tells the story of Cain and Abel.

Matching: Match each event to the Bible book in which it is recorded:

A. Joshua
C. Ruth

B. Judges
D. I and II Samuel

59. Details how the successor of Moses led Israel into the promised Land of Canaan.
60. This book records the repeated sins of Israel and the men and women God raised up to deliver them from enemy forces.
61. The story of the woman who became the great grandmother of David.
62. These books tell the stories of Samuel, Saul, and David.

Matching: Match each event to the Bible book in which it is recorded:

A. Kings and Chronicles
C. Nehemiah

B. Ezra
D. Job

63. People are busy rebuilding the temple in this book.
64. People are busy rebuilding the walls of Jerusalem in this book.
65. Records of the kings and kingdoms.

Matching: Match each event to the Bible book in which it is recorded:

A. Esther
C. Psalms

B. Job
D. Proverbs

- 66. The Jews were saved by the person for whom this book was named.
- 67. The hymn book of the Bible.
- 68. A collection of wise sayings.
- 69. The story of a righteous man who suffered.

Matching: Match each event to the Bible book in which it is recorded:

A. Ecclesiastes
C. Daniel

B. Song Of Solomon
D. Lamentations

- 70. Life without meaning is vanity.
- 71. Prophecy concerning the endtimes.
- 72. The bride and bridegroom.
- 73. Lament over the destruction of Jerusalem.

Matching: Match each event to the Bible book in which it is recorded:

A. Hosea
C. Jonah

B. Obadiah
D. Zechariah

- 74. A prophet who preached to Ninevah.
- 75. Israel is an unfaithful wife.
- 76. Challenge to complete building the temple.
- 77. Judgment against Edom.

Matching: Match the person with the correct statement:

- 78. I married Boaz. A. Rebecca
- 79. I was mother-in-law to Ruth and Orphra. B. Boaz
- 80. I was Isaac's bride. C. Ruth
- 81. I married Ruth. D. Naomi

Matching: Match the person with the correct statement:

- | | |
|--|---------------|
| 82. I led Israel into the promised land. | A. Gibeonites |
| 83. I sinned by taking gold and a Babylonian garment. | B. Achan |
| 84. I was very old, but still claimed a mountain for my inheritance. | C. Moses |
| 85. We deceived Joshua so he would not destroy us. | D. Caleb |

Matching: Match the person with the correct statement:

- | | |
|---|-----------|
| 86. God saved me because I hid the spies. | A. Saul |
| 87. I anointed both King Saul and King David. | B. Rahab |
| 88. I was the first King of Israel. | C. Samuel |
| 89. I committed a great sin with Bathsheba. | D. David |

Matching: Match the person with the correct statement:

- | | |
|--|-------------|
| 90. I was a very close friend of David's. | A. Jonathan |
| 91. I lost my strength through compromise with sin. | B. Isaac |
| 92. I am a woman who led an army of Israel to victory. | C. Deborah |
| 93. I was the miracle son of Abraham. | D. Samson |

Matching: Match the person with the correct statement. You may use an answer more than one time.

- | | |
|---|-----------|
| 94. I put out a fleece to test God's will | A. Gideon |
| 95. I was the first high priest of Israel. | B. Aaron |
| 96. I committed the first murder. | C. Balaam |
| 97. My donkey spoke to me. | D. Cain |
| 98. I led Israel in worship of the golden calf. | |

Personal True Or False: Mark the following personal responses either true or false:

99. I completed reading the text for this course..
100. I completed the self-tests at the end of each chapter.

EXAM ANSWERS FOR BASIC BIBLE SURVEY: OLD TESTAMENT

	T	F	C	D		T	F	C	D
	A	B				A	B		
1.	()	(x)	()	()	21.	()	(x)	()	()
2.	(x)	()	()	()	22.	()	()	(x)	()
3.	()	()	(x)	()	23.	()	(x)	()	()
4.	()	()	()	(x)	24.	()	(x)	()	()
5.	(x)	()	()	()	25.	()	()	(x)	()
6.	()	(x)	()	()	26.	()	(x)	()	()
7.	(x)	()	()	()	27.	(x)	()	()	()
8.	()	(x)	()	()	28.	()	(x)	()	()
9.	()	(x)	()	()	29.	()	()	(x)	()
10.	()	()	()	(x)	30.	(x)	()	()	()
11.	()	()	(x)	()	31.	()	(x)	()	()
12.	(x)	()	()	()	32.	()	()	()	(x)
13.	()	()	()	(x)	33.	()	()	(x)	()
14.	()	()	(x)	()	34.	(x)	()	()	()
15.	(x)	()	()	()	35.	()	(x)	()	()
16.	()	()	(x)	()	36.	(x)	()	()	()
17.	()	()	()	(x)	37.	()	()	(x)	()
18.	()	()	()	(x)	38.	()	(x)	()	()
19.	()	(x)	()	()	39.	()	()	()	(x)
20.	(x)	()	()	()	40.	(x)	()	()	()
	T	F	C	D		T	F	C	D
	A	B				A	B		
41.	()	()	(x)	()	71.	()	()	(x)	()
42.	()	(x)	()	()	72.	()	(x)	()	()
43.	(x)	()	()	()	73.	()	()	()	(x)
44.	()	()	()	(x)	74.	()	()	(x)	()
45.	()	()	()	(x)	75.	(x)	()	()	()
46.	(x)	()	()	()	76.	()	()	()	(x)
47.	(x)	()	()	()	77.	()	(x)	()	()
48.	(x)	()	()	()	78.	()	()	(x)	()
49.	()	(x)	()	()	79.	()	()	()	(x)
50.	(x)	()	()	()	80.	(x)	()	()	()
51.	()	()	(x)	()	81.	()	(x)	()	()

	T	F	C	D		T	F	C	D
	A	B				A	B		
52.	(x)	()	()	()	82.	()	()	(x)	()
53.	()	(x)	()	()	83.	()	(x)	()	()
54.	()	(x)	()	()	84.	()	()	()	(x)
55.	(x)	()	()	()	85.	(x)	()	()	()
56.	()	(x)	()	()	86.	()	(x)	()	()
57.	()	(x)	()	()	87.	()	()	(x)	()
58.	(x)	()	()	()	88.	(x)	()	()	()
59.	(x)	()	()	()	89.	()	()	()	(x)
60.	()	(x)	()	()	90.	(x)	()	()	()
61.	()	()	(x)	()	91.	()	()	()	(x)
62.	()	()	()	(x)	92.	()	()	(x)	()
63.	()	(x)	()	()	93.	()	(x)	()	()
64.	()	()	(x)	()	94.	(x)	()	()	()
65.	(x)	()	()	()	95.	()	(x)	()	()
66.	(x)	()	()	()	96.	()	()	()	(x)
67.	()	()	(x)	()	97.	()	()	(x)	()
68.	()	()	()	(x)	98.	()	(x)	()	()
69.	()	(x)	()	()	99.	(x)	()	()	()
70.	(x)	()	()	()	100.	(x)	()	()	()